



**THE
FUTURE
TRENDS
GROUP**

Craig's Clients...





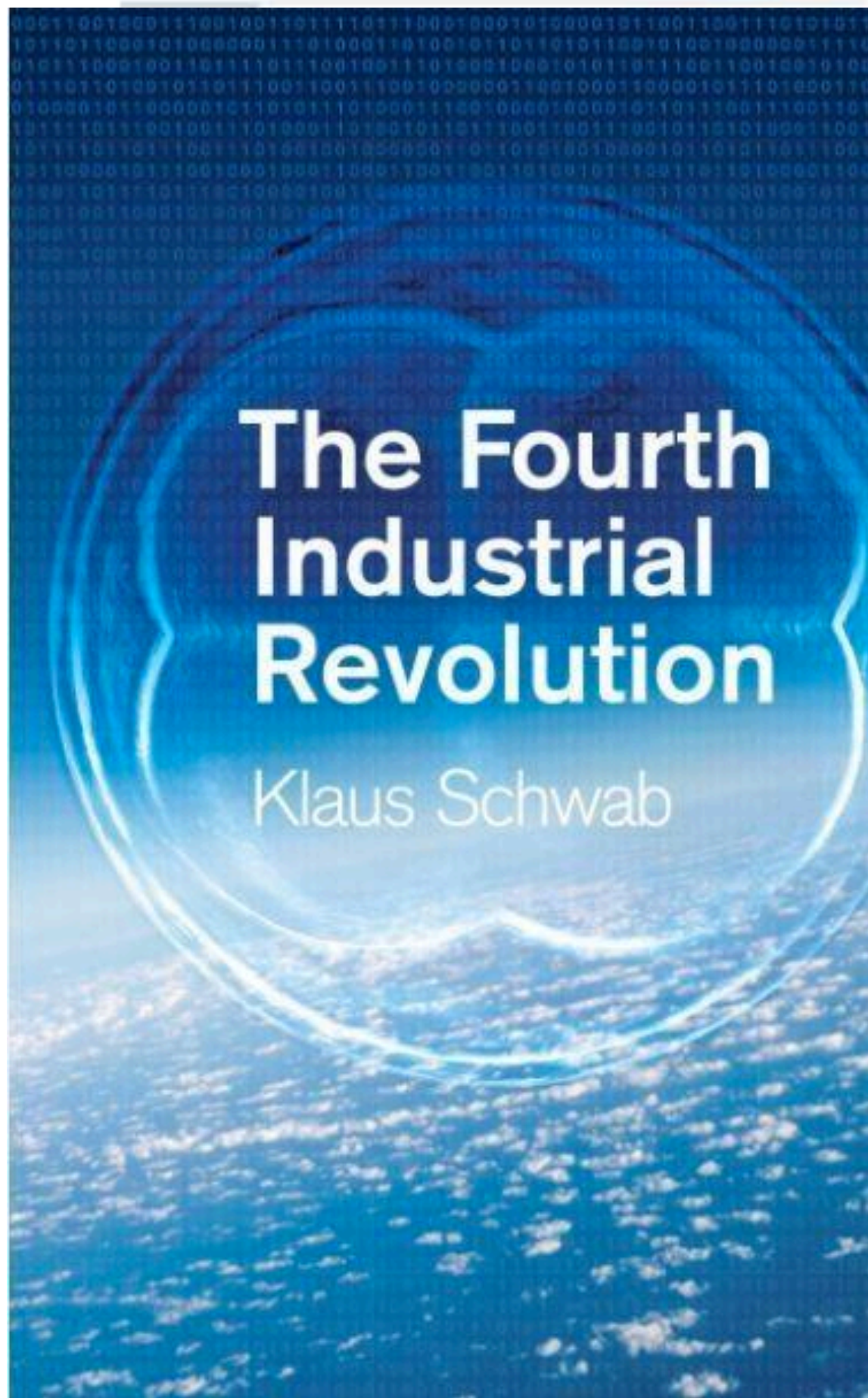
10-100X

Boost in Productivity

An aerial, top-down view of a modern city street. The street is wide and multi-lane, with many cars visible. On either side of the street are tall, modern buildings with glass facades. The scene is brightly lit, suggesting daytime. The overall atmosphere is one of a bustling, contemporary urban environment.

**The Big Shift to the
4th Industrial Revolution
is Already Underway...**

About



The Fourth Industrial Revolution, by Klaus Schwab

Ubiquitous, mobile supercomputing. Intelligent robots. Self-driving cars. Neuro-technological brain enhancements. Genetic editing. The evidence of dramatic change is all around us and it's happening at exponential speed.

Professor Klaus Schwab, Founder and Executive Chairman of the World Economic Forum, has been at the centre of global affairs for over four decades. He is convinced that we are at the beginning of a revolution that is fundamentally changing the way we live, work and relate to one another, which he explores in his new book, *The Fourth Industrial Revolution*.

EVERYTHINGNEWS FEBRUARY 26, 2021 / 7:41 AM / UPDATED 2 YEARS AGO



Fact check: The World Economic Forum does not have a stated goal to have people own nothing by 2030

By Reuters Staff


4 MIN READ



A video repeating misinformation about the World Economic Forum (WEF) has been shared widely on Facebook.




The WEF does not have a ‘stated goal’ to remove everyone’s private property by 2030. As addressed in previous Reuters fact checks, these claims likely originated from a WEF social media video from 2016 that stated eight predictions about the world in 2030, including: “You’ll own nothing. And you’ll be happy. What you want you’ll rent, and it’ll be delivered by drone.” ([here](#))



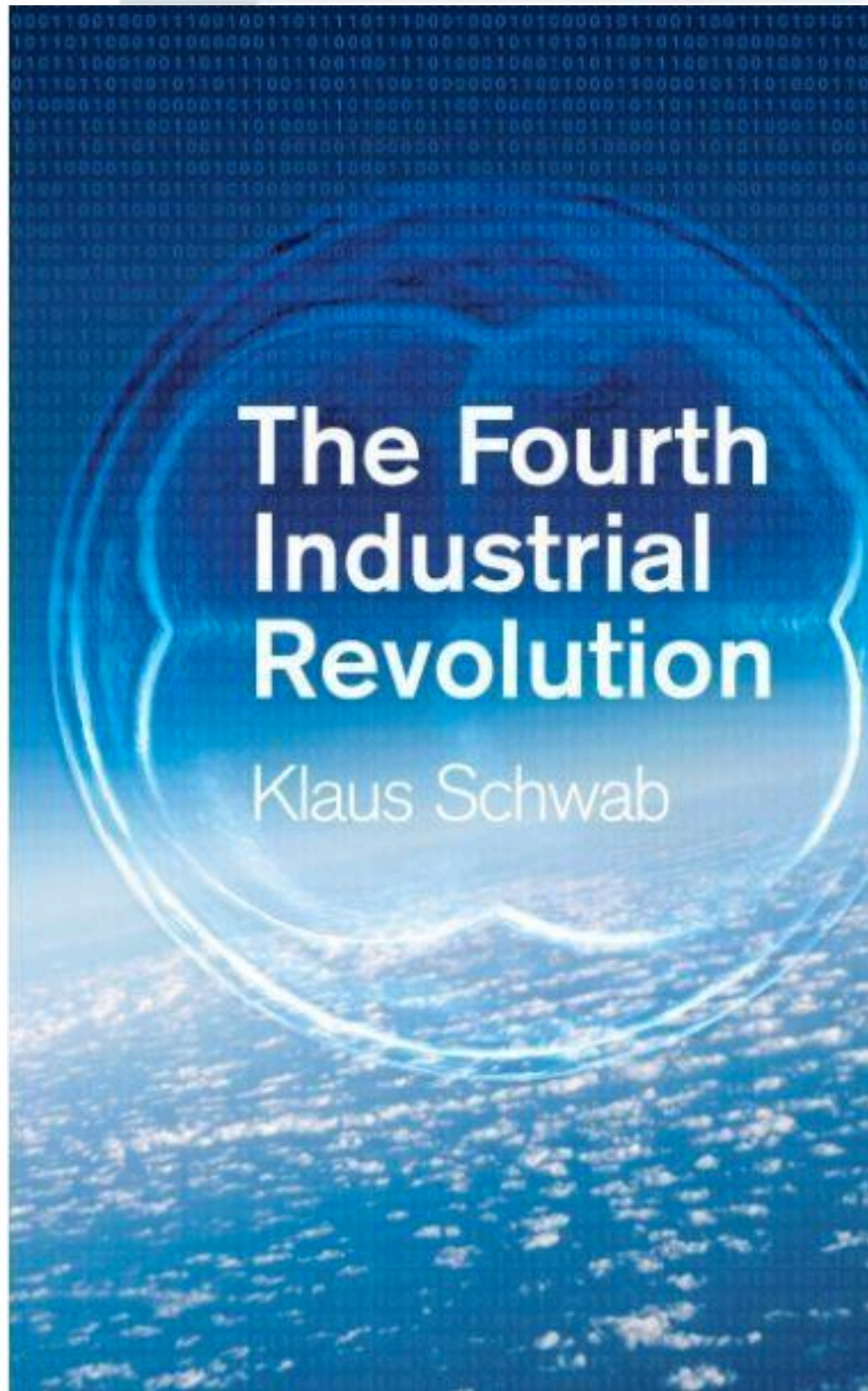
Danish politician Ida Auken, who wrote the prediction in question ([here](#)), said it was not a “utopia or dream of the future” but “a scenario showing where we could be heading - for better and for worse.”

In a written update, she clarified that the piece aimed to “start a discussion about some of the pros and cons of the current technological development. When we are dealing with the future, it is not enough to work with reports. We should start discussions in many new ways. This is the intention with this piece.”

In the past, false claims about the WEF have been conflated with conspiracy theories about the United Nation’s ‘Agenda 30’ framework ([here](#) and [here](#)), which is a set of Sustainable Development Goals devised in 2015 at the United Nations General

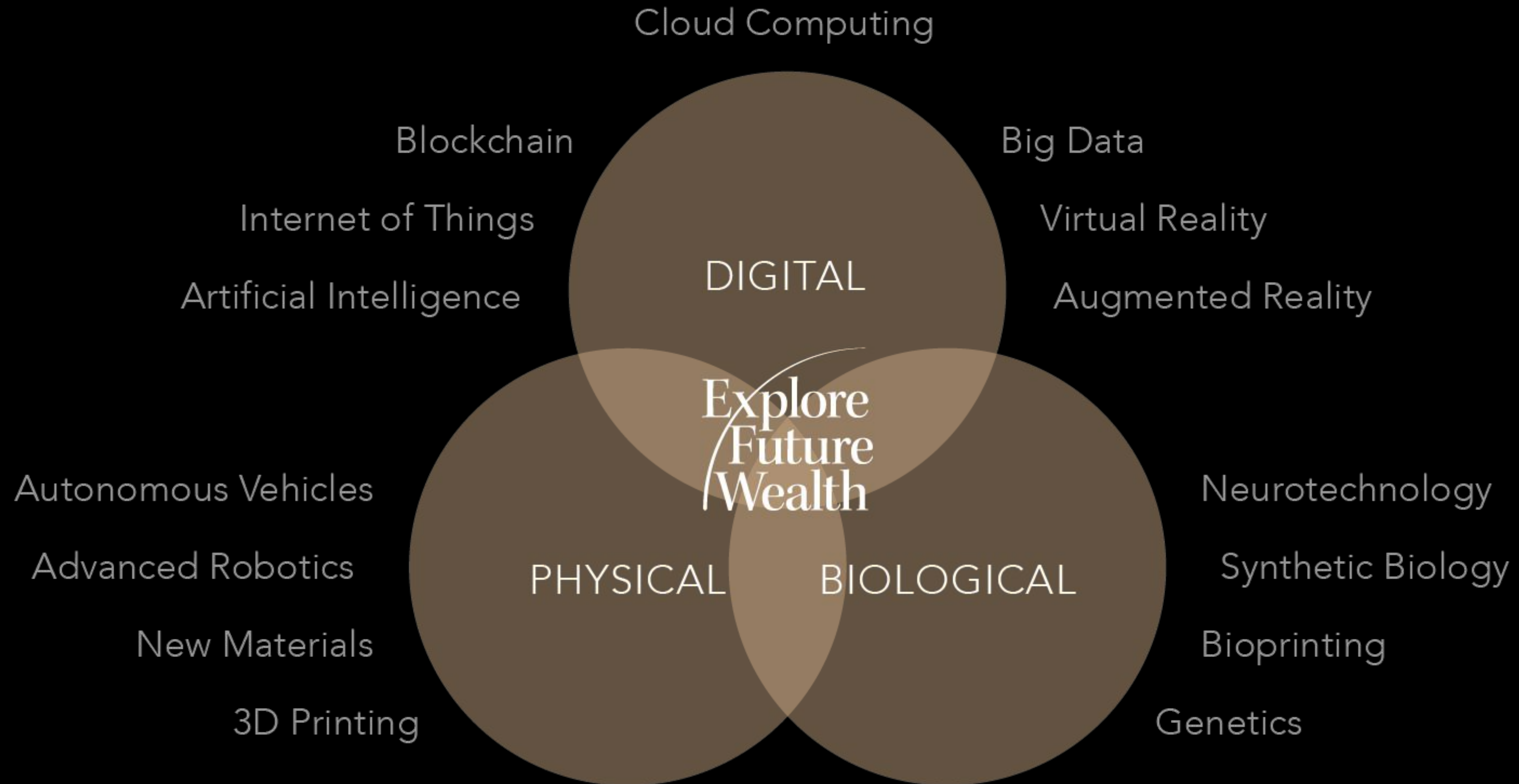


About



Fourth Industrial Revolution

We're just at the start of **4th Industrial Revolution**, which is being driven by the **fusion** of the **Digital, Biological** and **Physical** worlds.

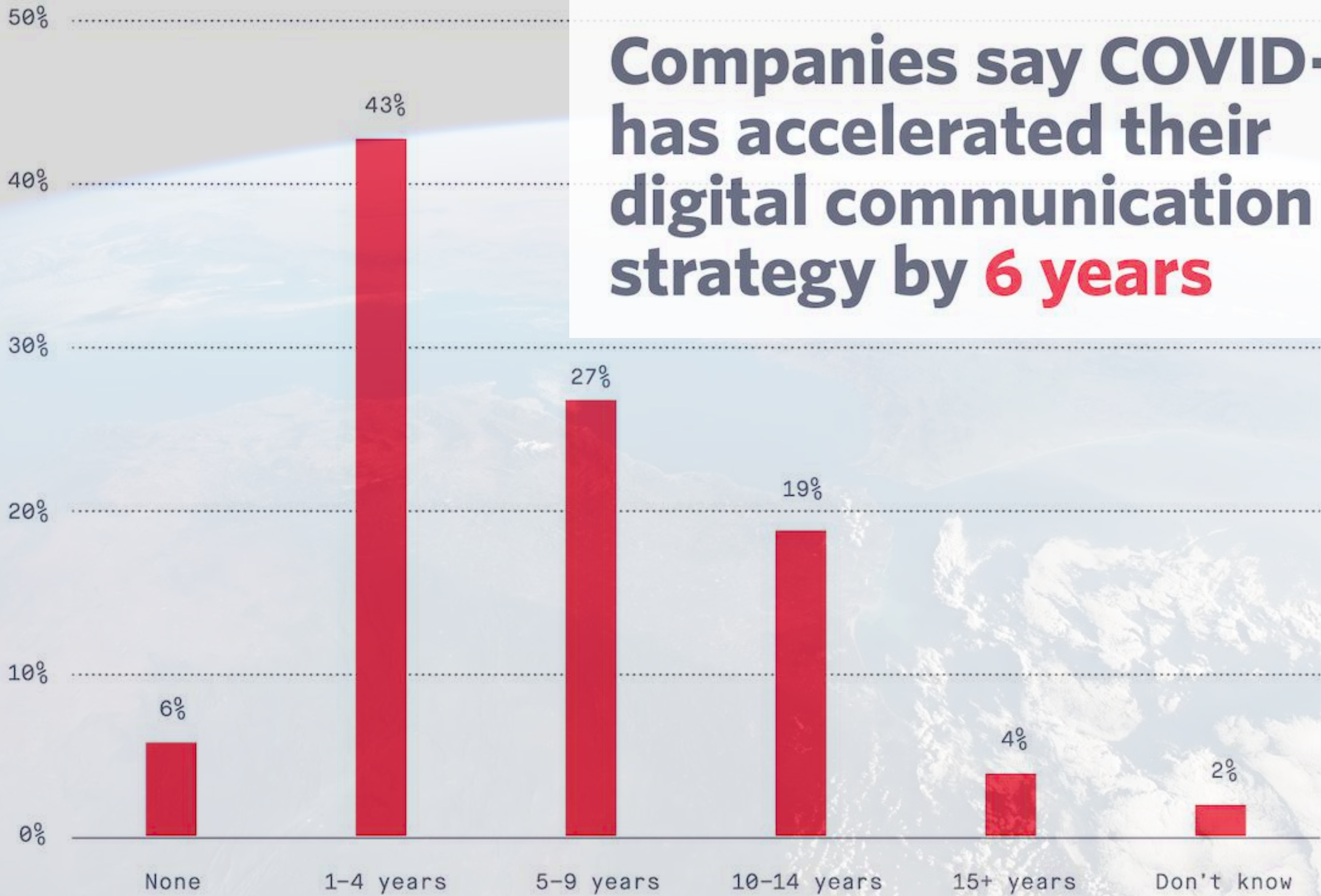




#COVID

**Accelerated the
Accelerating Change!**

Companies say COVID-19 has accelerated their digital communication strategy by **6 years**



© 2020 Twilio Inc. All Rights Reserved



Base: 2,569 Companies / *Midpoint average of 2,528 companies / Don't know' removed

HINDI

more action.



**How Many Years has Your
Digital Communications
Accelerated Since 2020?**

STEEP Exponential Changes in:

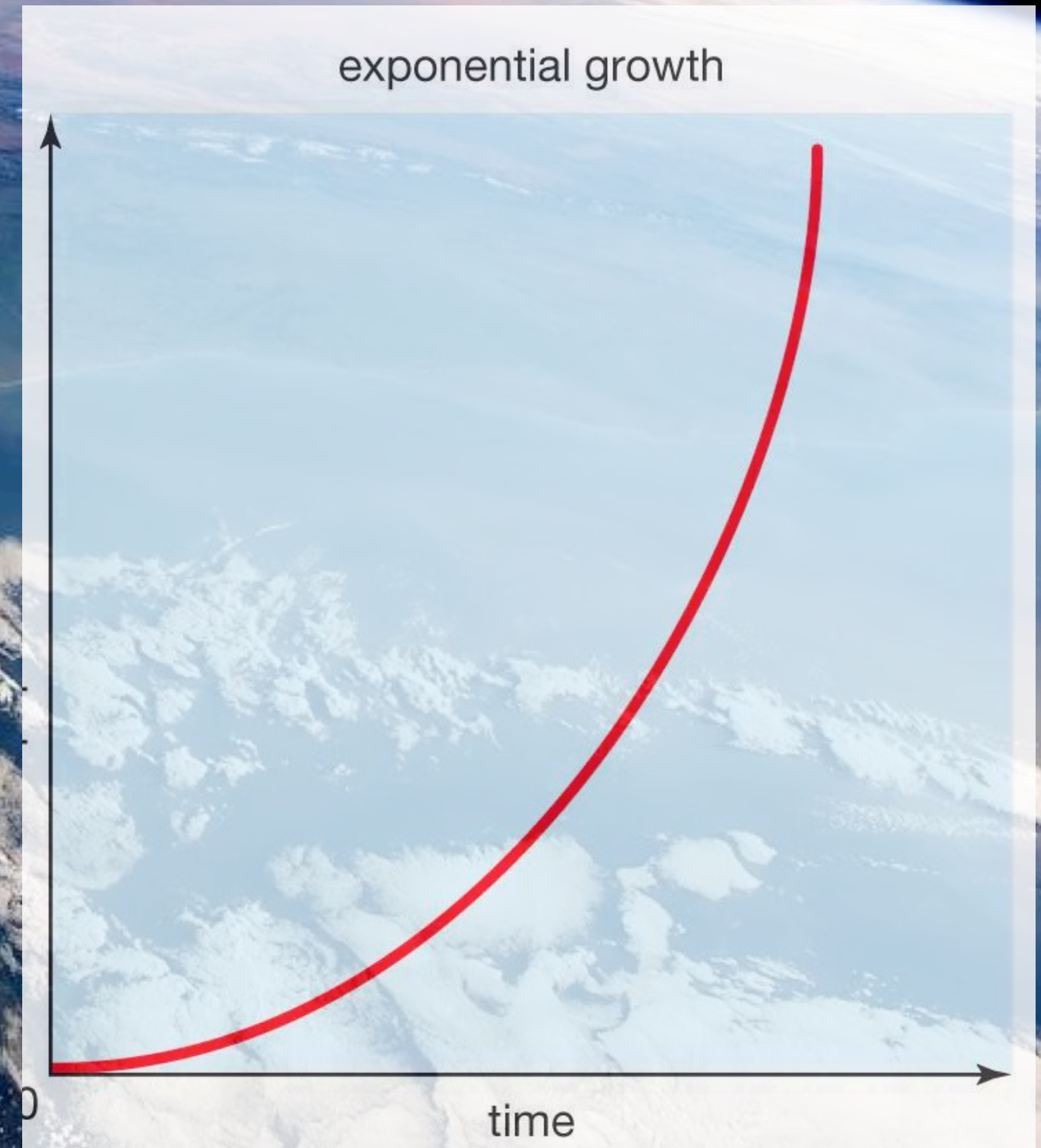
Society

Technology

Environment

Economy

Politics/Gov/Law



Steep Societal Changes





**The Biggest Social Change
Worldwide in the Shortest Time
Ever in History**

BlackRock®

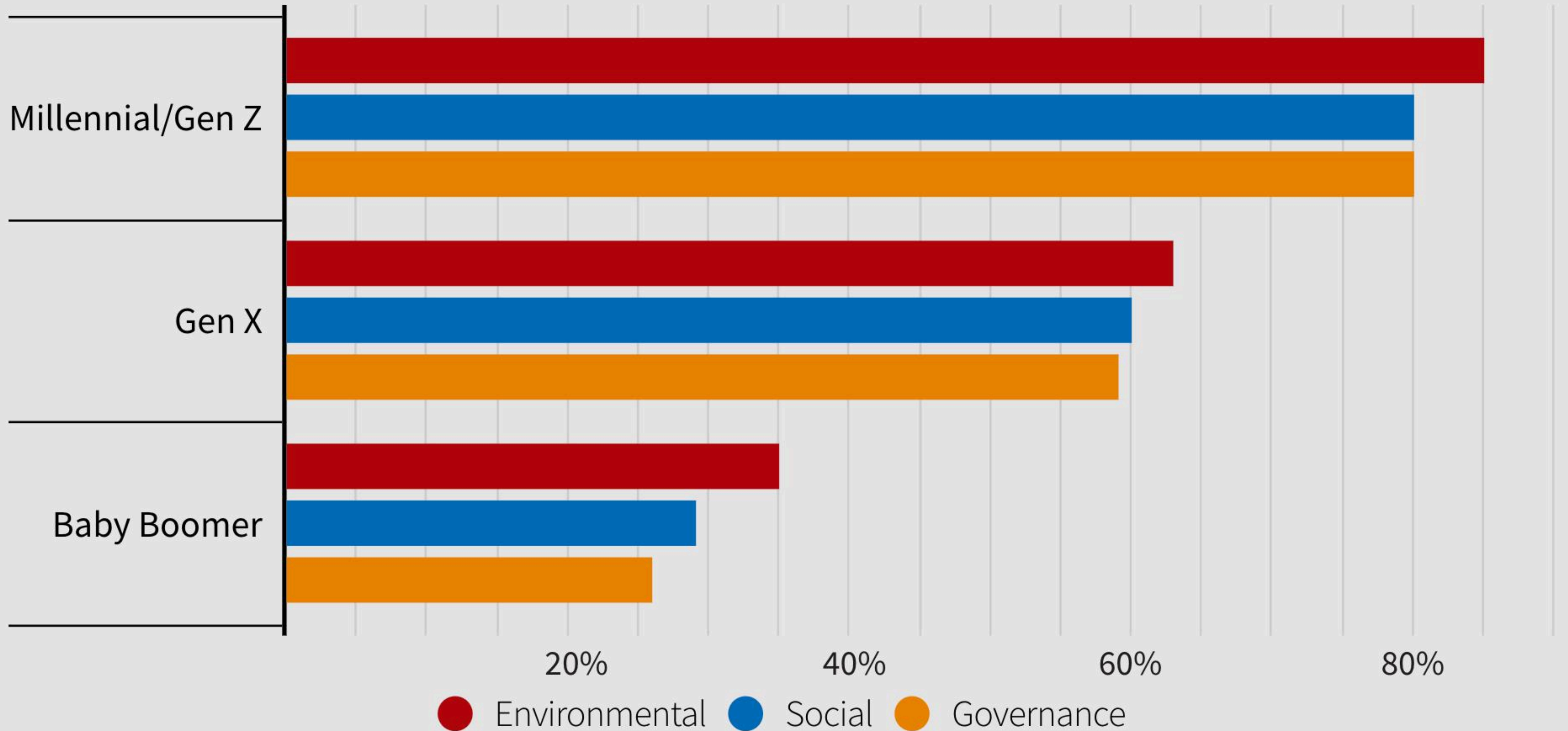
Vanguard®



STATE STREET®

The ESG Generation Gap

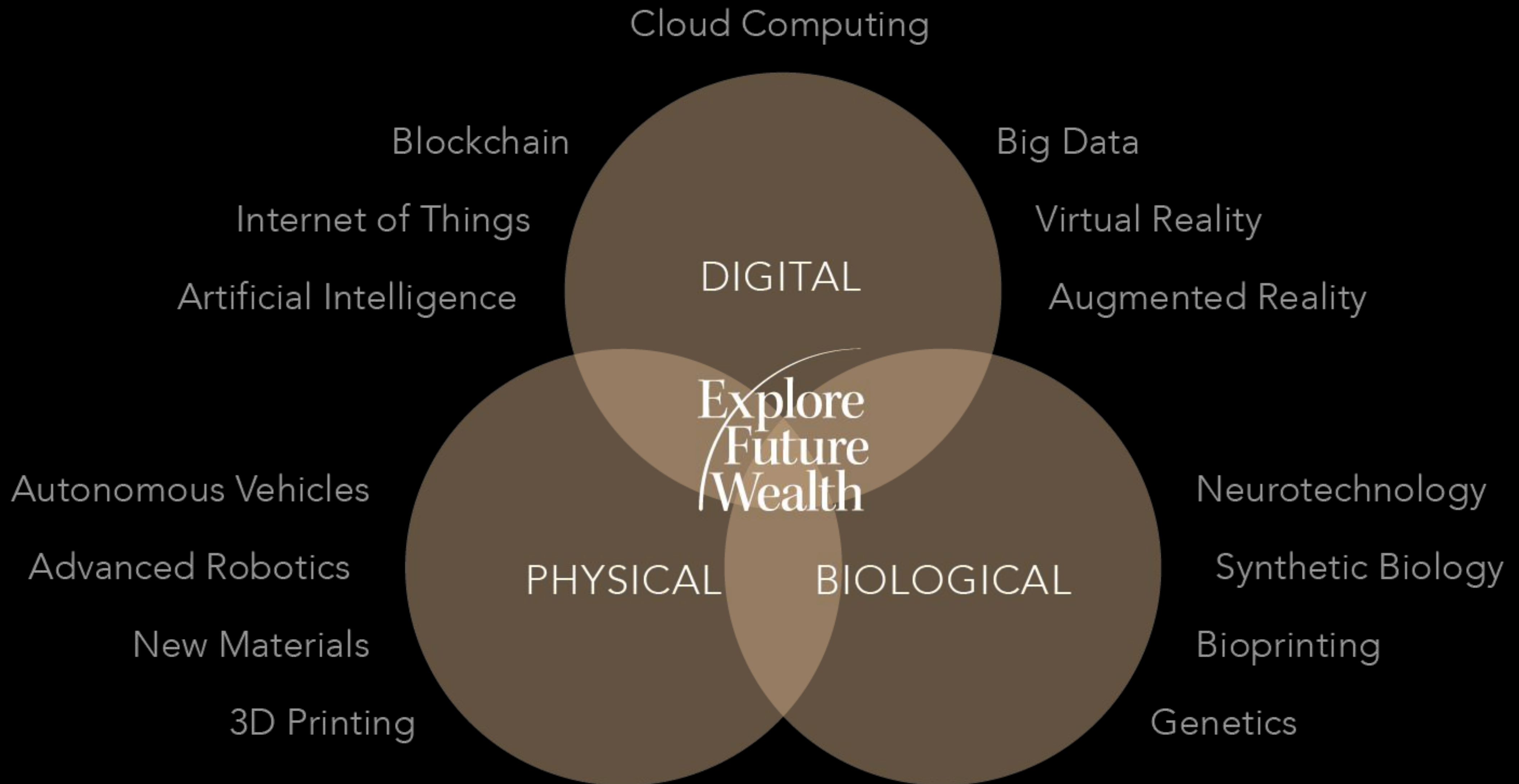
Percentage of investors who think their investment firm should influence companies' environmental, social, or governance policies or practices even if doing so decreases the value of their investment



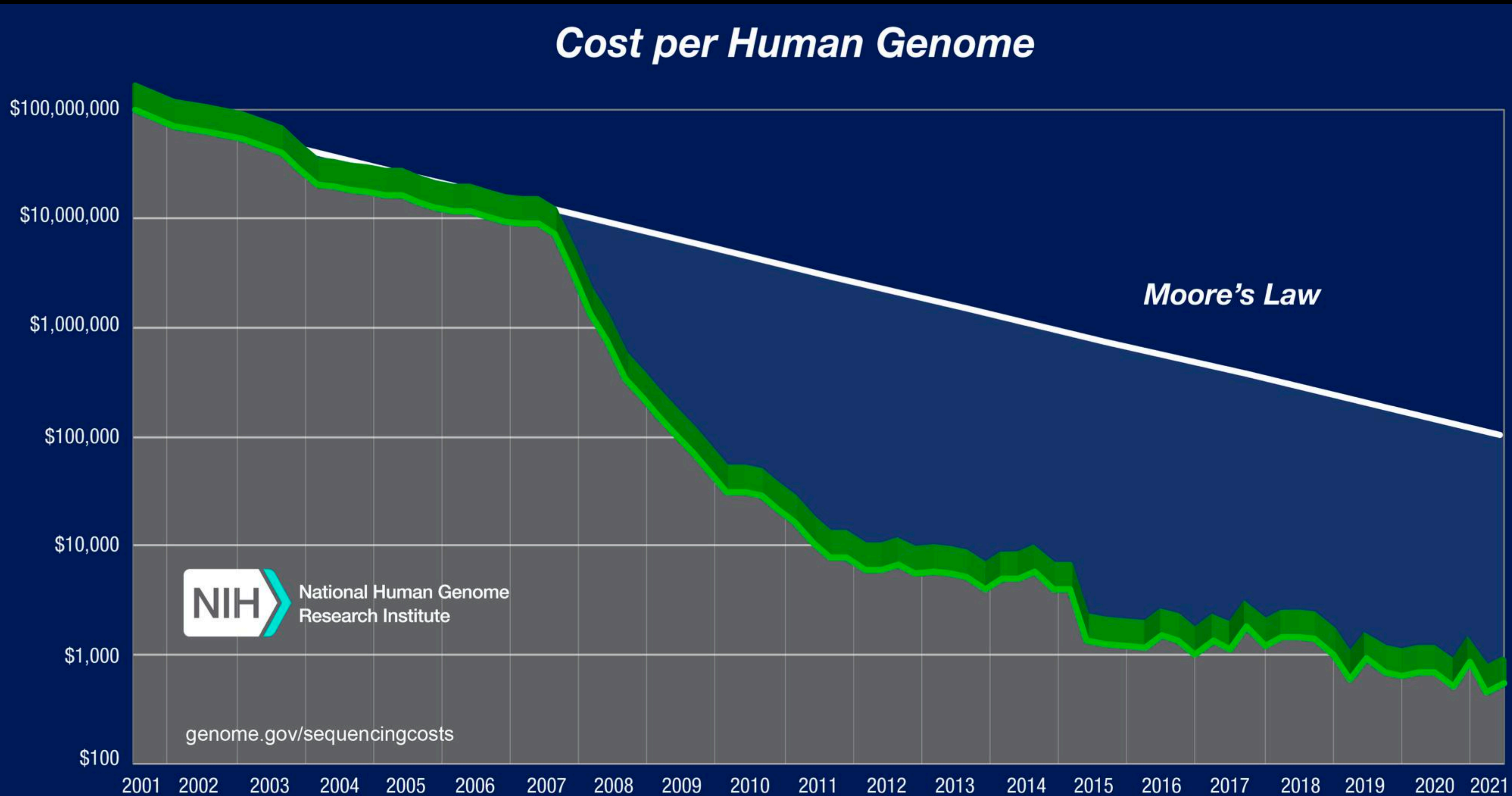
Technology Changes



The future of worldwide wealth is the **4th Industrial Revolution**, which is being driven by the **fusion** of the **Digital, Biological** and **Physical** worlds.

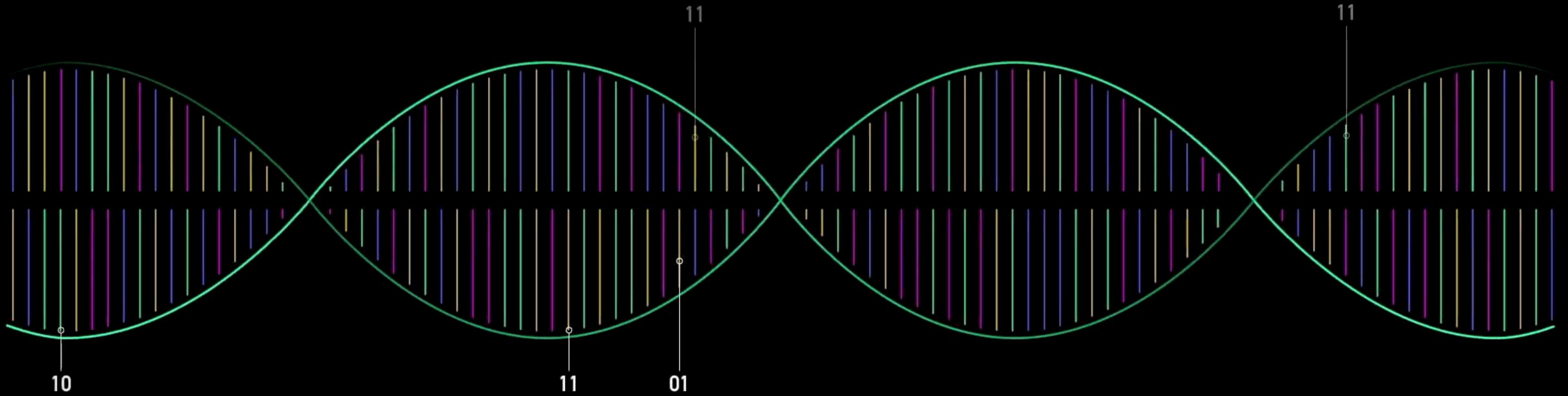


Many experts predict the 4thIR's impact will be many orders of magnitude (x10) bigger than the 3rdIR - when you fuse Digital & Biology for example:
Cost Cost to Sequence Human Genome vs. Moore's Law:

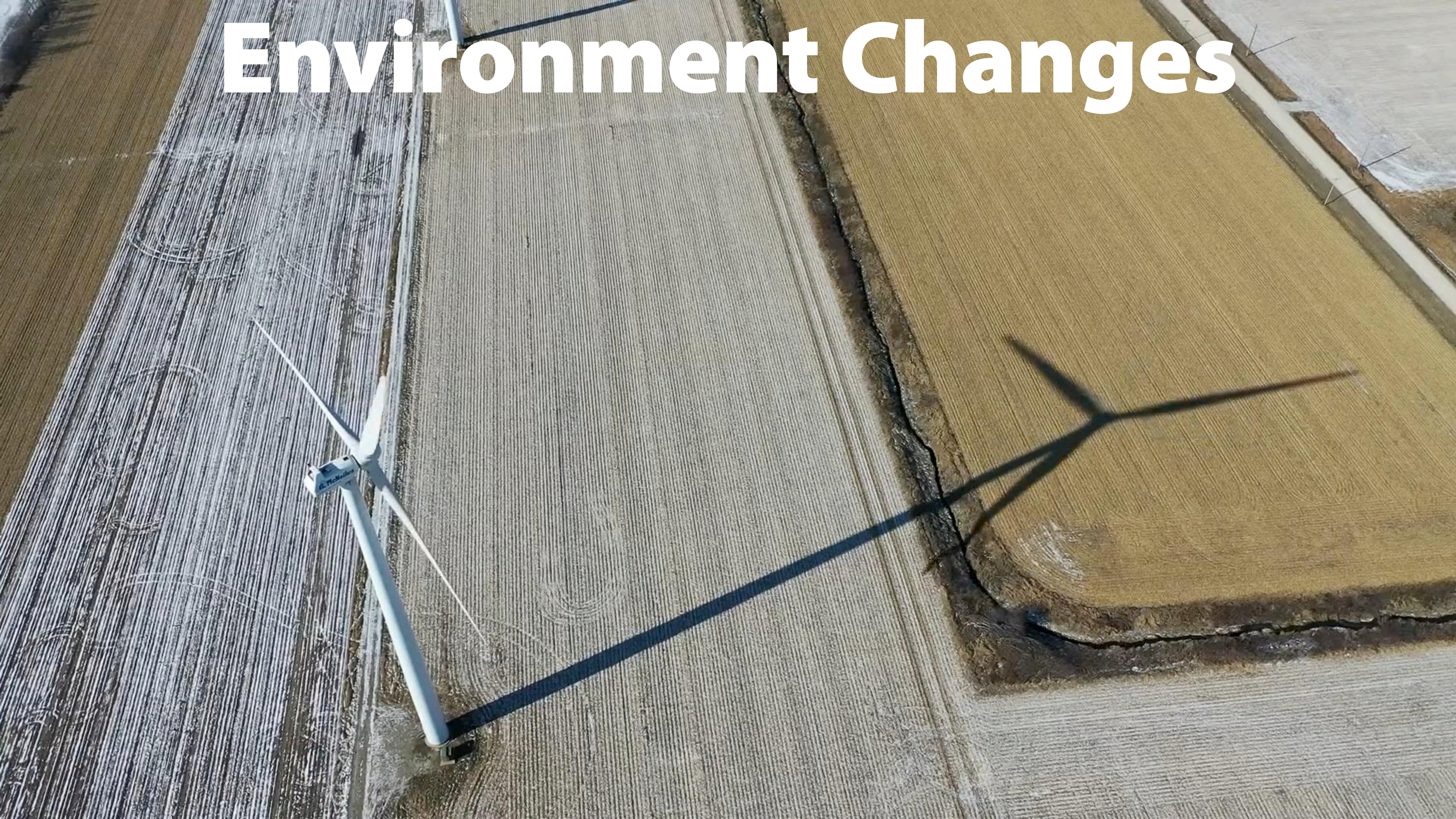


Explore
Future
Wealth

And synthetic DNA is the ideal long-term storage media



Environment Changes



You're Not Imagining It...

The Frequency of Natural Disasters Has Increased



WORLD
METEOROLOGICAL
ORGANIZATION

Weather · Climate · Water

English ▾

[Our mandate](#)

[Programmes](#)

[Projects](#)

[Resources](#)

[Media](#)

[Events](#)

[About us](#)

[Community Platform](#)

[Reform](#)

[Search](#)



[Home](#) — [Media](#) — [Press Releases](#) — [Weather-related disasters increase over past 50 years, causing more damage but fewer deaths](#)

[Main](#) · [News](#) · [Press Release](#) · [News from Members](#) · [Multimedia](#) · [Contact us](#)



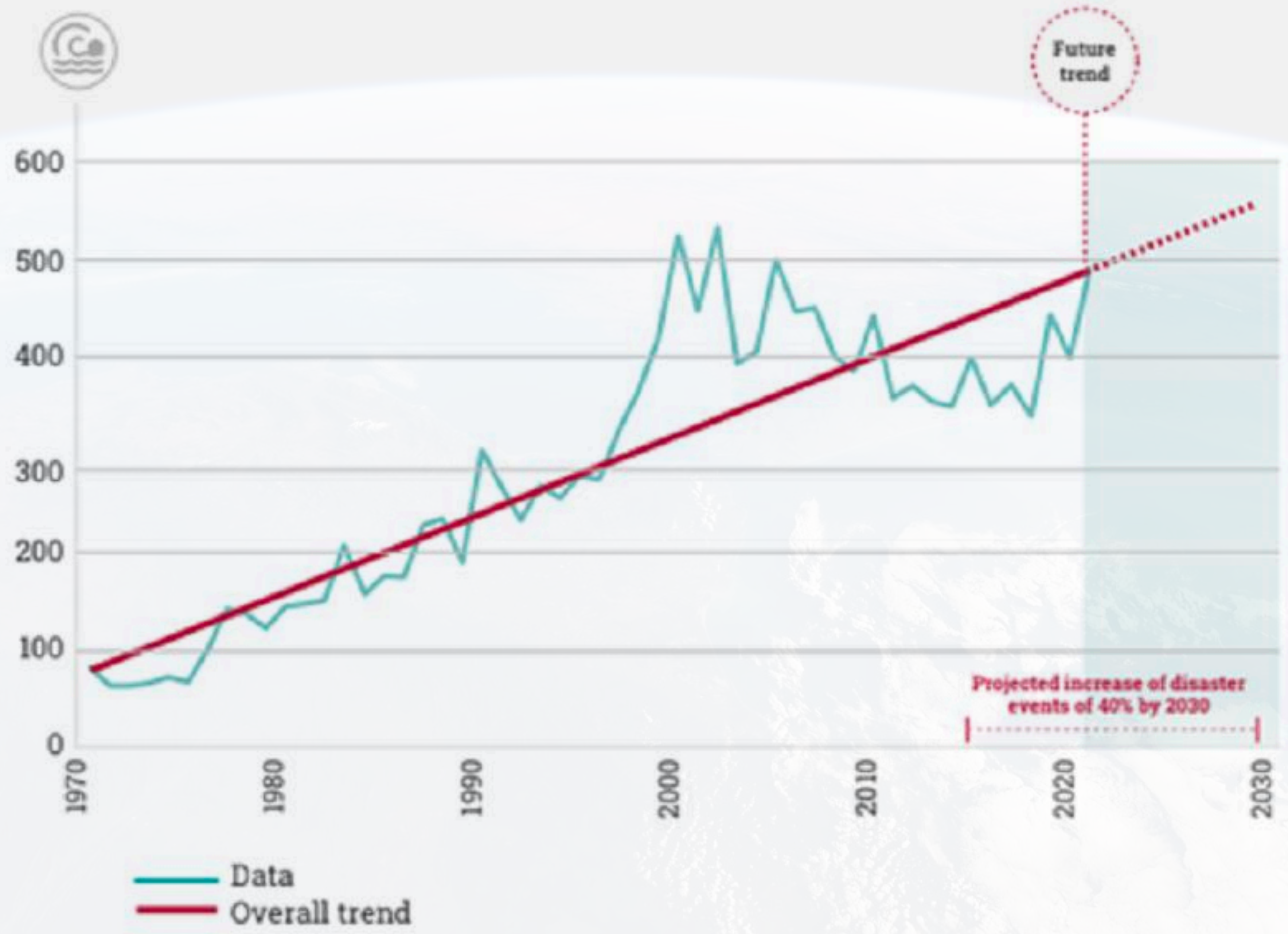
Weather-related disasters increase over past 50 years, causing more damage but fewer deaths

Tags: [Disasters](#) [Disaster risk reduction](#) [Climate change](#)

31

Published 31 August 2021

Number of total disaster events



— Data
— Overall trend

Projected increase of disaster events of 40% by 2030

Future trend



A disaster related to a weather, climate or water hazard occurred every day on average over the past 50 years – killing 115 people and causing US\$ 202 million in losses daily, according to a comprehensive new report from the World Meteorological Organization (WMO).

The number of disasters has increased by a factor of five over the 50-year period, driven by climate change, more extreme weather and improved reporting. But, thanks to improved early warnings and disaster management, the number of deaths decreased almost three-fold.

According to the [WMO Atlas of Mortality and Economic Losses from Weather, Climate and Water Extremes \(1970 – 2019\)](#), there were more than 11 000 reported disasters attributed to these hazards globally, with just over 2 million deaths and US\$ 3.64 trillion in losses.

The report is the most comprehensive review of mortality and economic losses from weather, water and climate extremes to date. It assesses the entire 50-year period as well as by individual decade.

From 1970 to 2019, weather, climate and water hazards accounted for 50% of all disasters, 45% of all reported deaths and 74% of all reported economic losses.

More than 91% of these deaths occurred in developing countries (using the United Nations Country Classification).

Of the top 10 disasters, the hazards that led to the largest human losses during the period have been droughts (650 000 deaths), storms (577 232 deaths), floods (58 700 deaths) and extreme temperature (55 736 deaths).

Deaths decreased almost threefold from 1970 to 2019. Death tolls fell from over 50 000 deaths in the 1970s to less



**Changes in the Environment,
Regardless of Who/What
Created Them -**

**Requires Being Open to
New Ways of Thinking**

**There are Real Opportunities in the
New Energy Environment**

Some of My Clients are Energy Companies, Solar & Energy Storage Companies

This is What I Can Tell You... Have a Off Grid Plan!

A WA Energy Co Has Taken 100+ of Their Major Region Clients Off Grid - Including Mining Ops

Why Haven't You Heard About This Great News?



Western Power

@westernpowerwa · [Follow](#)



📢 Up to 4,000 stand-alone power systems (SPS) will be installed across the grid over the next decade.

With 100 already installed, SPS provide renewable, more reliable power to regional WA. And with more SPS coming, more customers will benefit.

👉 bit.ly/3yChn08



2:41 PM · Jul 27, 2022



4



Reply



Copy link

[Read more on Twitter](#)




Mexico Beach, Florida

MICHAEL'S AFTERMATH

HOUSE BUILT FOR "THE BIG ONE" SURVIVES HISTORIC HURRICANE

CNN

5:51 AM PT



Hoang has launched a floating house with a beautiful design and at 48m² wide



**QLD Government is Betting On Pumped
Hydro with New Powerlines Running Out
1,000KM to One Location**

**The Nation Needs 10,000KM of
Powerlines by 2050**

But We Have Only Every Built 500KMs/yr

Operating

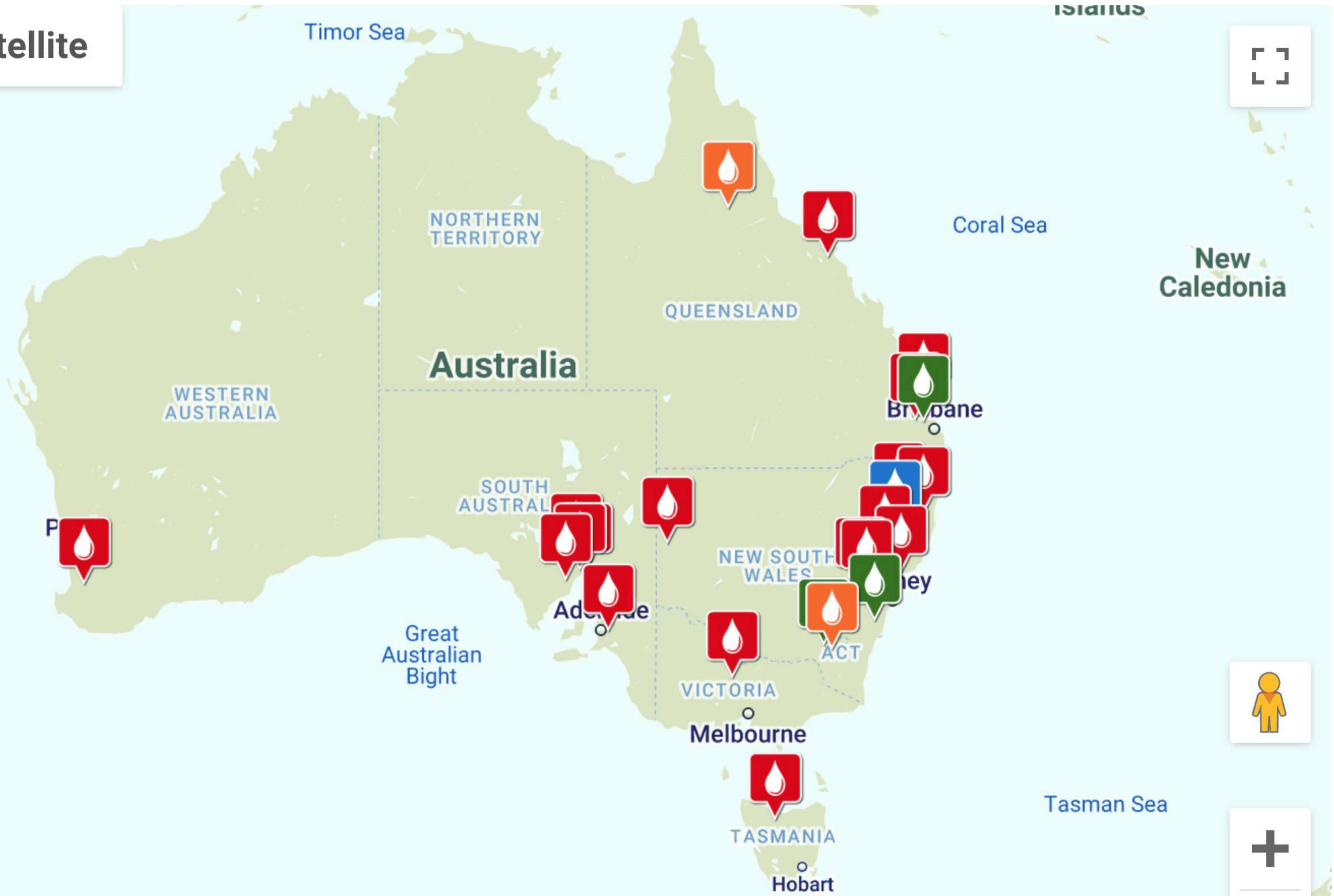
Construction

Announced

Proposed

Map

Satellite





Borumba

Borumba Dam, Yabba Creek Road, Lake Borumba QLD, Australia



Bowen Renewable Hub

Urannah Creek, Eungella Hinterland QLD, Australia



Broken Hill

Broken Hill NSW, Australia



Central West

Yetholme NSW, Australia



Cultana

Cultana Hill, South Australia, Australia



Dungowan

Dungowan Dam, Dungowan Dam Road, Ogunbil NSW, Australia

Economy Changes

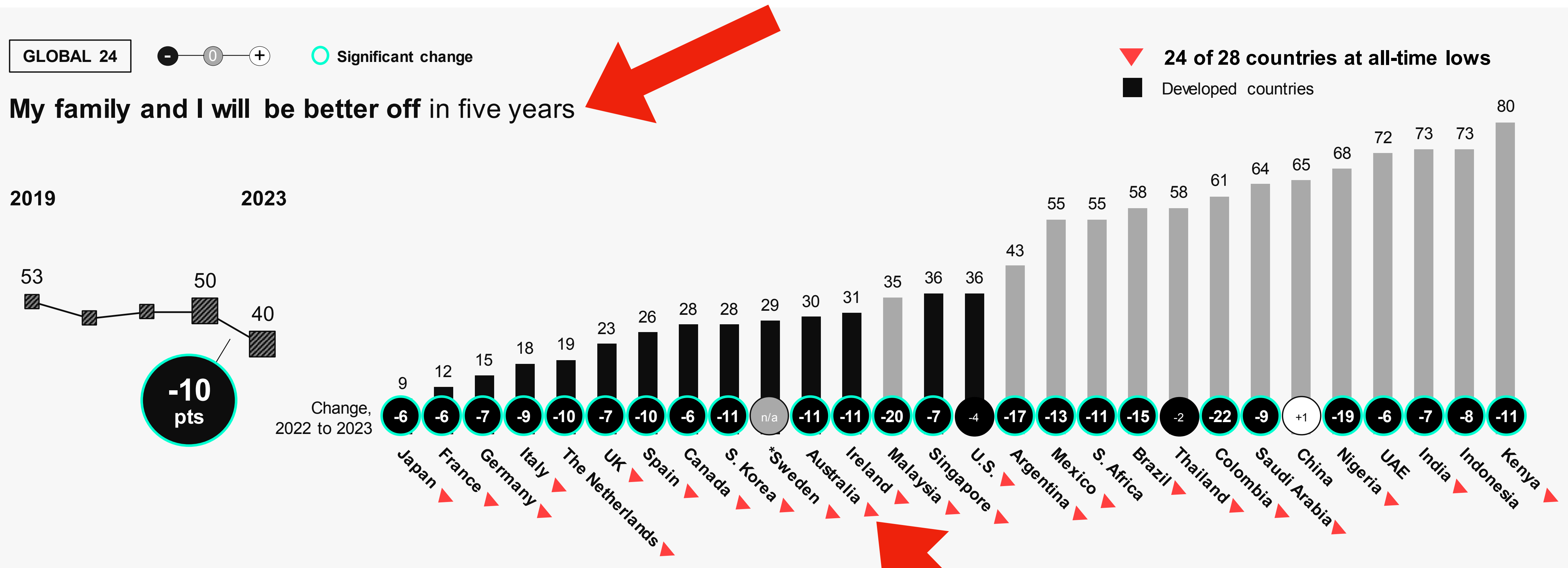




**Are We Really In a Recession?
Economists Admit They Really
Have No Idea!**

Economic Optimism Collapses

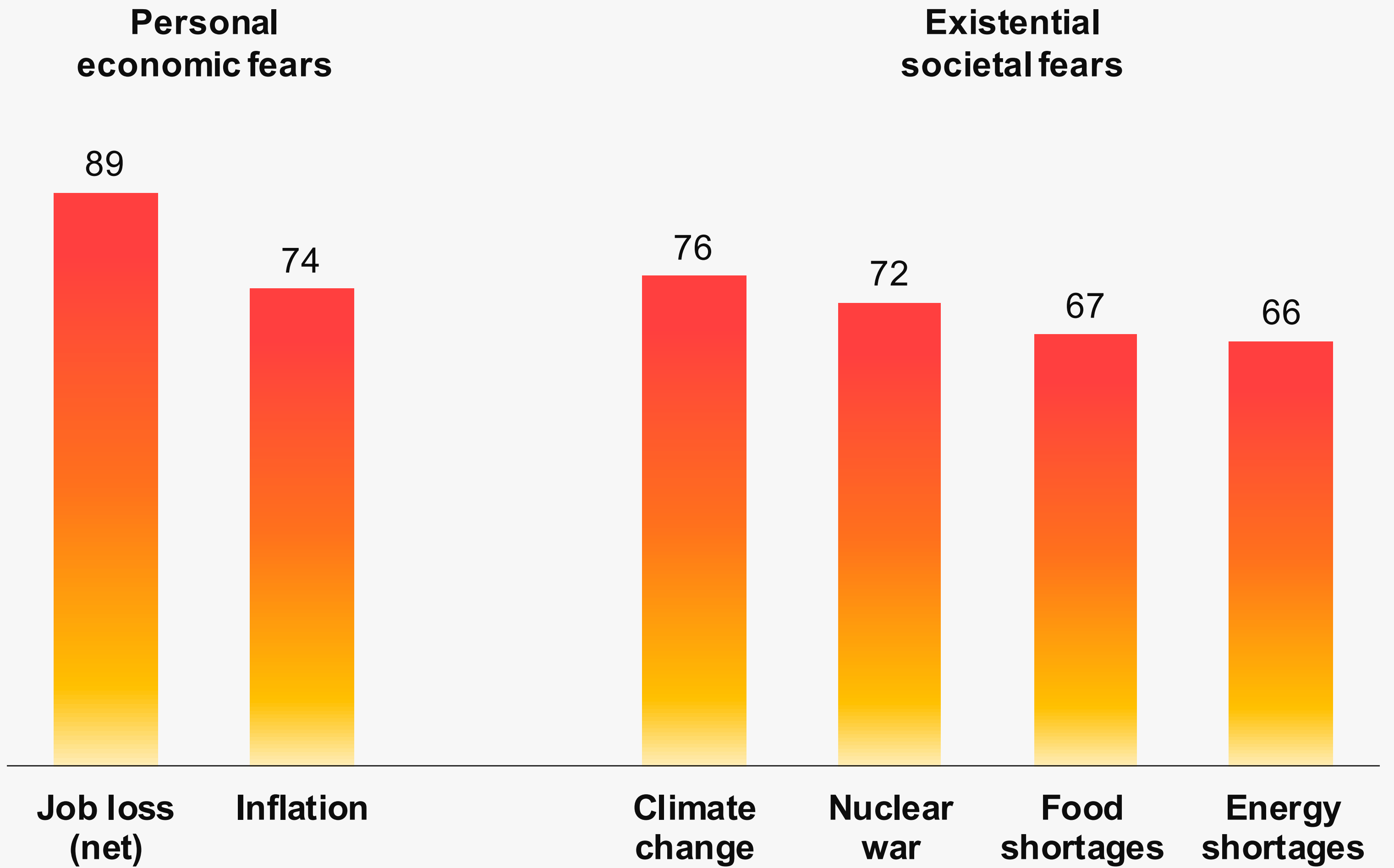
Percent who say



2023 Edelman Trust Barometer. CNG_FUT. Thinking about the economic prospects for yourself and your family, how do you think you and your family will be doing in five years' time? 5-point scale; top 2 box, better off. General population, 24-mkt avg. *Sweden is not included in the global average. Year-over-year changes were tested for significance using a t-test set at the 99%+ confidence level.


Personal Anxieties On Par With Existential Fears

Percent who worry about ...



2023 Edelman Trust Barometer. POP_EMO. Some people say they worry about many things while others say they have few concerns. We are interested in what you worry about. Specifically, how much do you worry about each of the following? 9-point scale; top 4 box, worry. Some attributes asked of half of the sample. General population, 27-mkt avg. Job loss asked of those who are an employee of an organization (Q43/1). Job loss is a net of attributes 1-3, 5, and 22-24.





Apple: US\$117.2B, 5% Down YoY

Alphabet: \$76B, Up 1% YoY

Tesla: \$24.32B Up 37% YoY



**Do Economists Think Robotics &
AI Will Eliminate Most Jobs?**

NO

YES

Voice



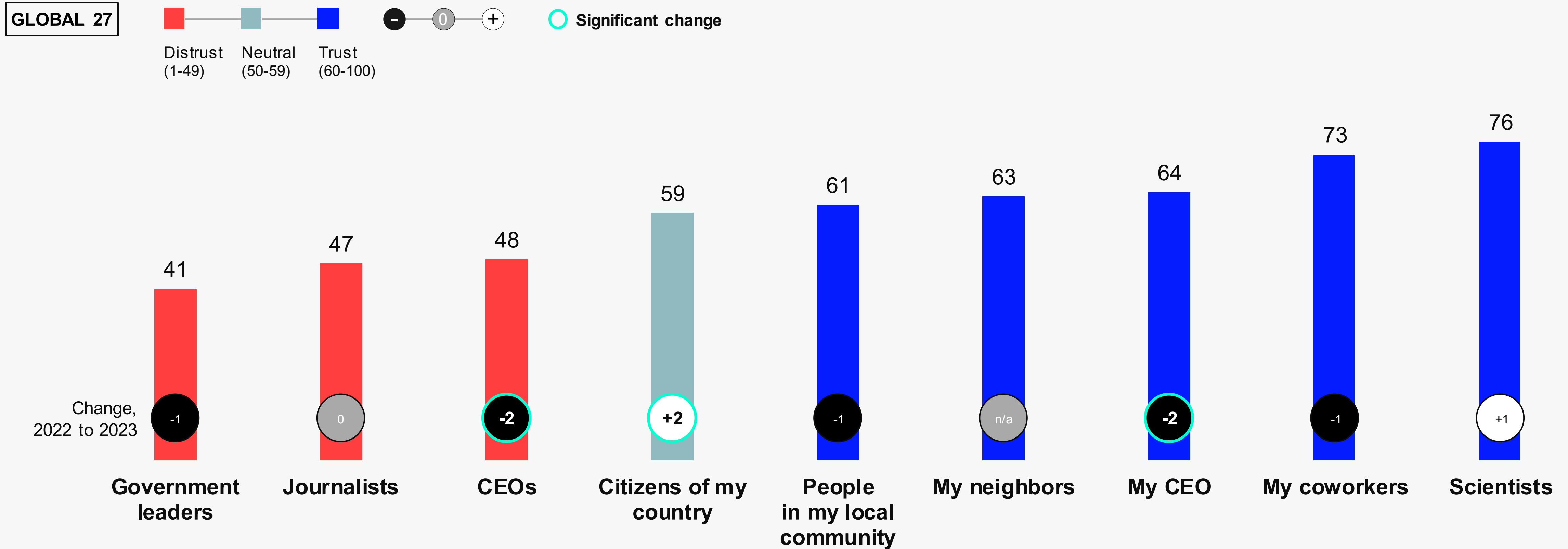
Politics/Gov/Law Changes



**Politics is Increasingly More
Divisive and Extreme
in Most Countries
Worldwide**

Institutional Leaders Distrusted

Percent trust



2023 Edelman Trust Barometer. TRU_PEP. Below is a list of groups of people. For each one, please indicate how much you trust that group of people to do what is right. 9-point scale; top 4 box, trust. Some attributes asked of half of the sample. General population, 27-mkt avg. "My coworkers" and "my CEO" only shown to those who are an employee of an organization (Q43/1). Year-over-year changes were tested for significance using a t-test set at the 99%+ confidence level.

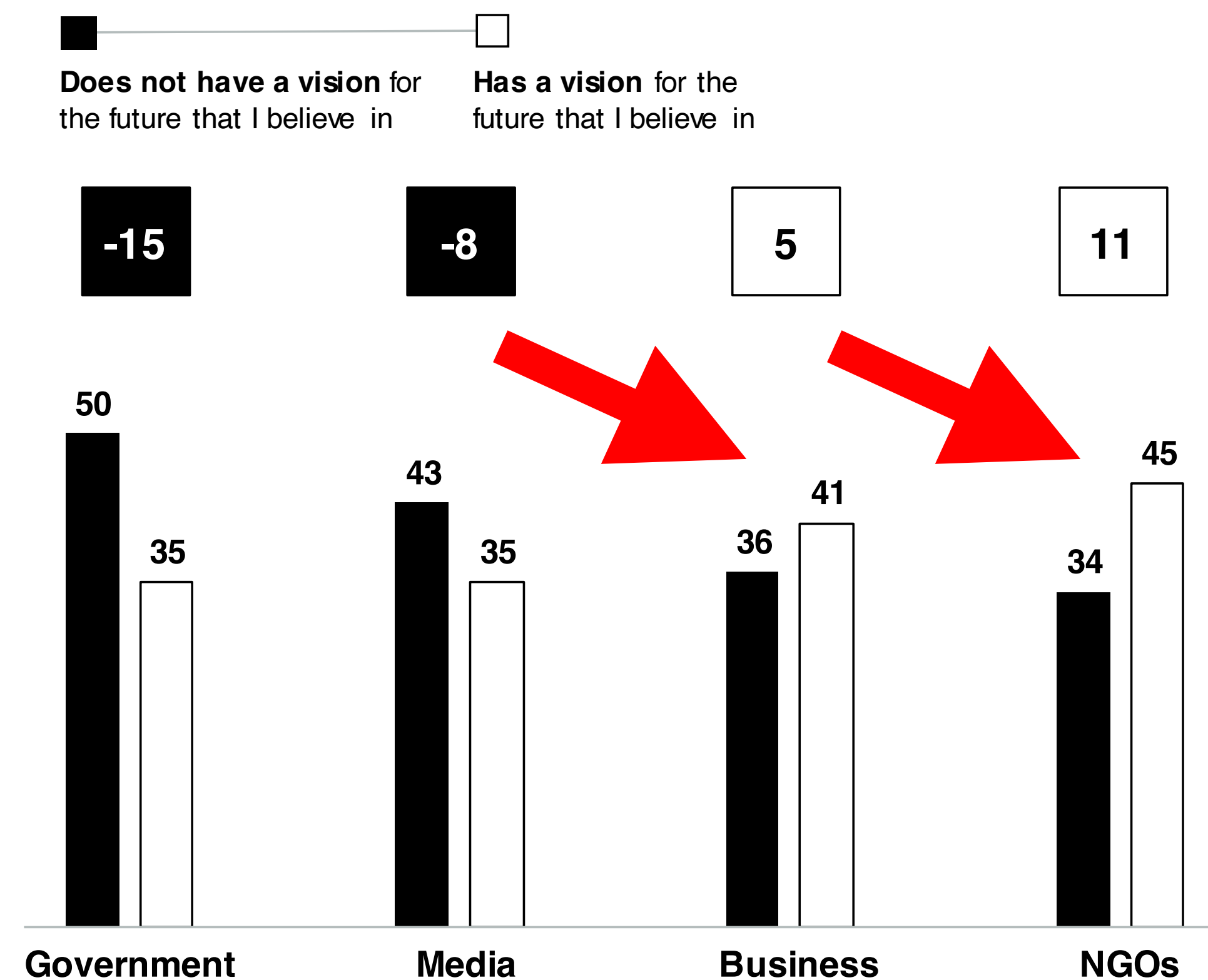
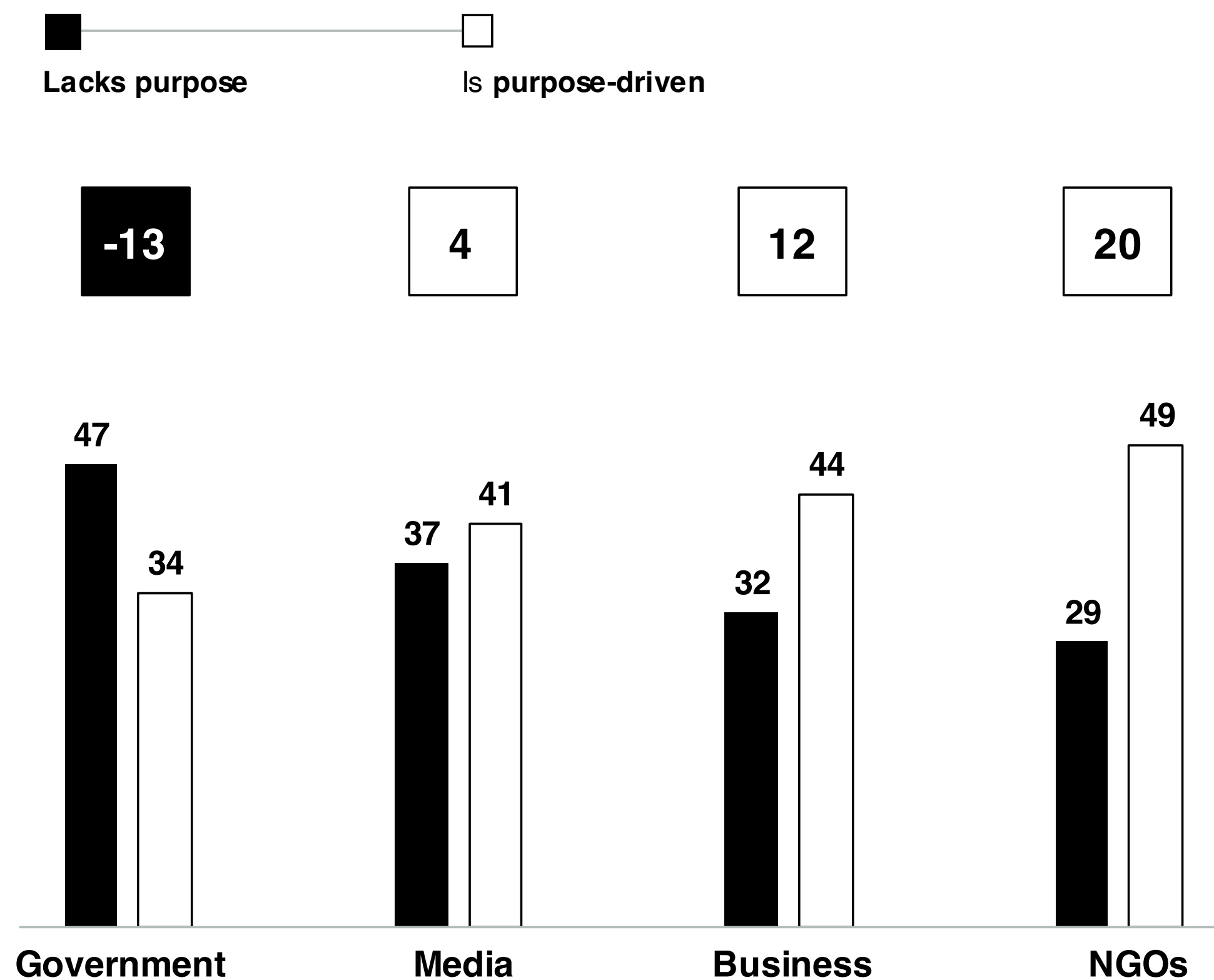


INSTITUTIONS SEEN AS LACKING A VISION AND PURPOSE FOR THE FUTURE

Percent who cite each as a reason they trust or distrust each institution

This institution...

- Is purpose-driven
- Is honest
- **Has vision**
- Is fair



2020 Edelman Trust Barometer. Net scores represent positive responses minus negative responses to the following questions: [INSTITUTION]_PER_DIM. In thinking about why you do or do not trust [institution], please specify where you think they fall on the scale between the two opposing descriptions. 11-point scale; top 5 box, positive; bottom 5 box, negative. Question asked of half of the sample. General population, 25-mkt avg. Data not collected in China, Russia and Thailand.

An aerial photograph of a coastal region, showing a large bay or inlet surrounded by rugged, mountainous terrain. The water is a deep blue, and the land is a mix of dark green and brownish-grey, indicating dense vegetation and rocky or forested areas. The sky is clear and blue.

Rate & Discuss Your Organisation 1-5, 5 Best on:

- **Vision of the Future**
- **Linked Societal Purpose**
- **Can Demonstrate Honesty**
- **Recognised as Fair Supplier/Employer**



**AI is Amplifying Human
Talent & Productivity**

10X-1,000X

In Every Area of Work



10-100X

Boost in Productivity



AI isn't Replacing Jobs
Jobs+AI is Replacing Jobs

Brief History of AI



Artificial Intelligence as a concept has been around for many centuries. Ancient Greeks had myths about robots, and Chinese and Egyptian engineers built automatons.

However, AI as we know it began its journey in the mid-20th century.



Early Optimism

1950s-1960s: Birth and Optimism: In 1950, Alan Turing proposed the Turing Test to measure a machine's ability to exhibit intelligent behavior equivalent to, or indistinguishable from, a human.

The term "Artificial Intelligence" was coined at the Dartmouth Conference in 1956. During this period, there was a lot of optimism about AI replacing human intelligence.



AI Winter and Expert Systems

AI research slowed in the 70s-80s leading to reduced funding, known as the "AI Winter".

Expert systems, using AI to emulate human decision-making, emerged in industry. In the 90s, machine learning and digital data spurred growth in AI.

Deep Learning and Neural Networks in the 2000s-10s further enhanced AI capabilities.

Today, AI is widely used and rapidly evolving.

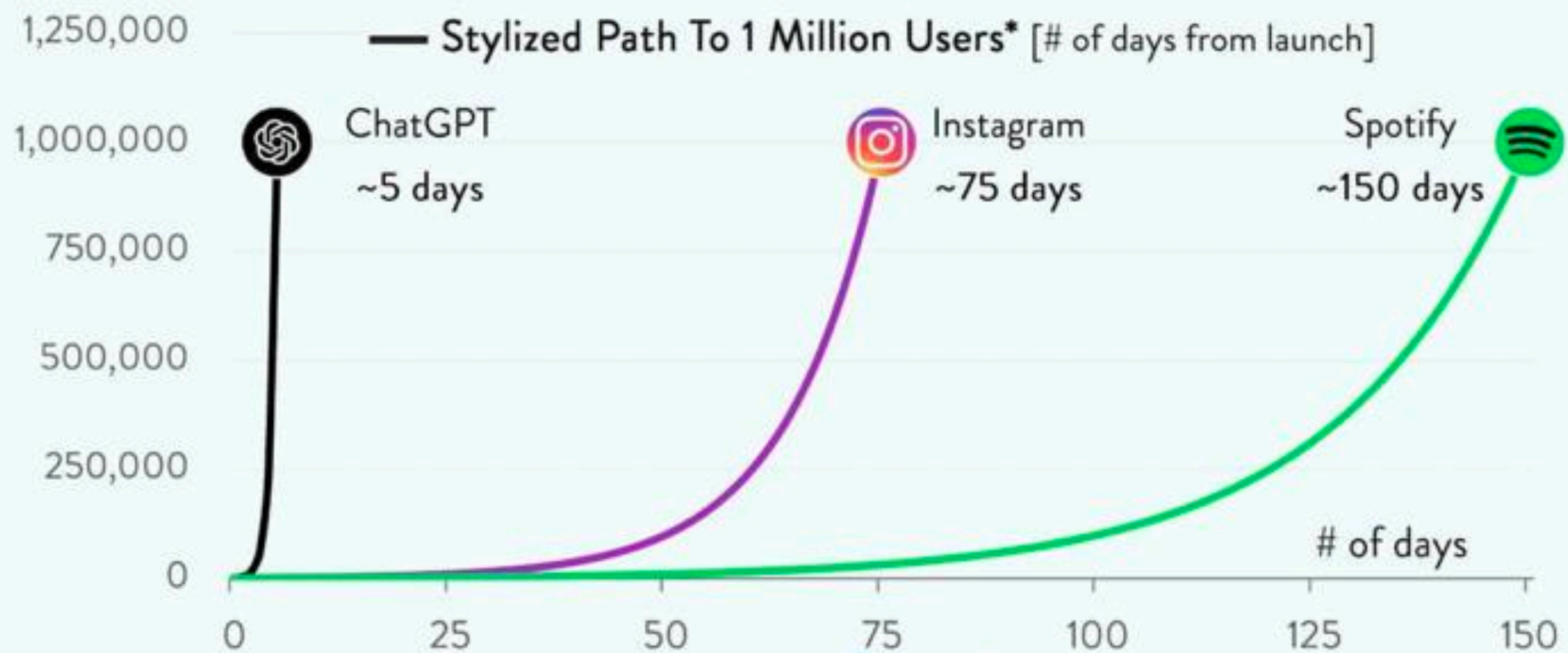
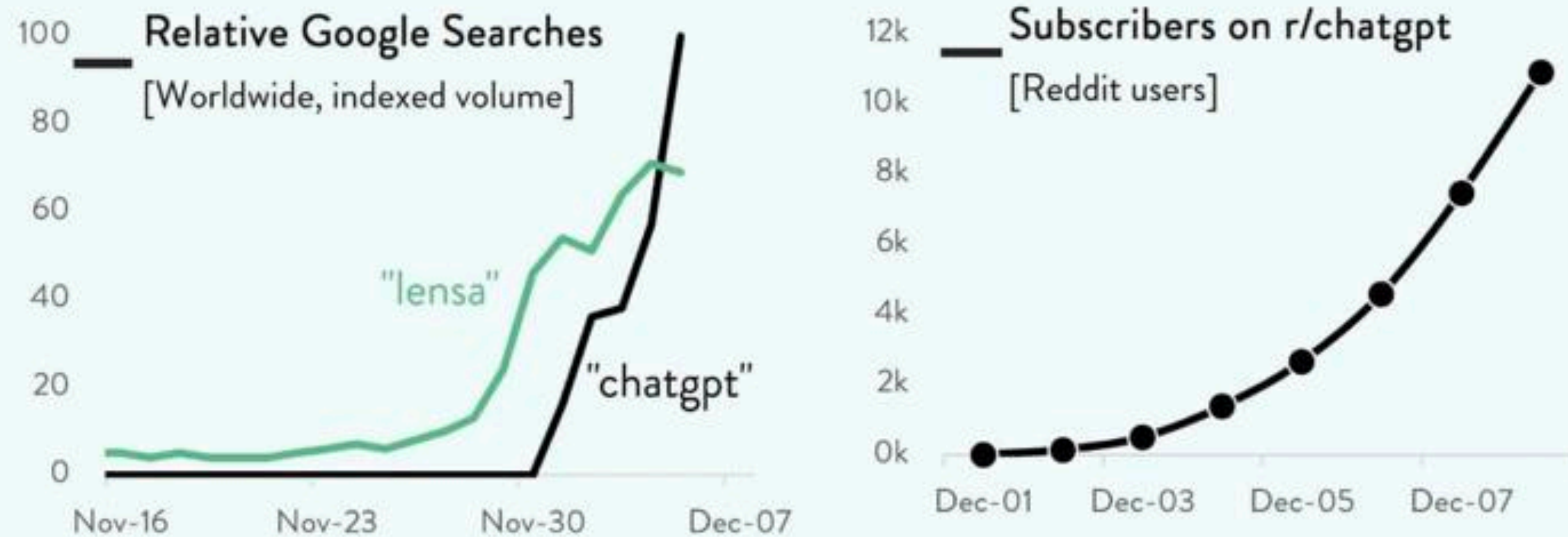


A Brief History of Artificial Intelligence



**Everyone is Talking
About ChatGPT...**

ChatGPT From OpenAI Is A Bot Taking The Tech World By Storm



Linas Beliūnas

@linas.beliunas

Time it took to reach **1 million users**:

Netflix - 3.5 years

Airbnb - 2.5 years

Facebook - 10 months

Spotify - 5 months

















Instagram - 2.5 months

iPhone - 74 days

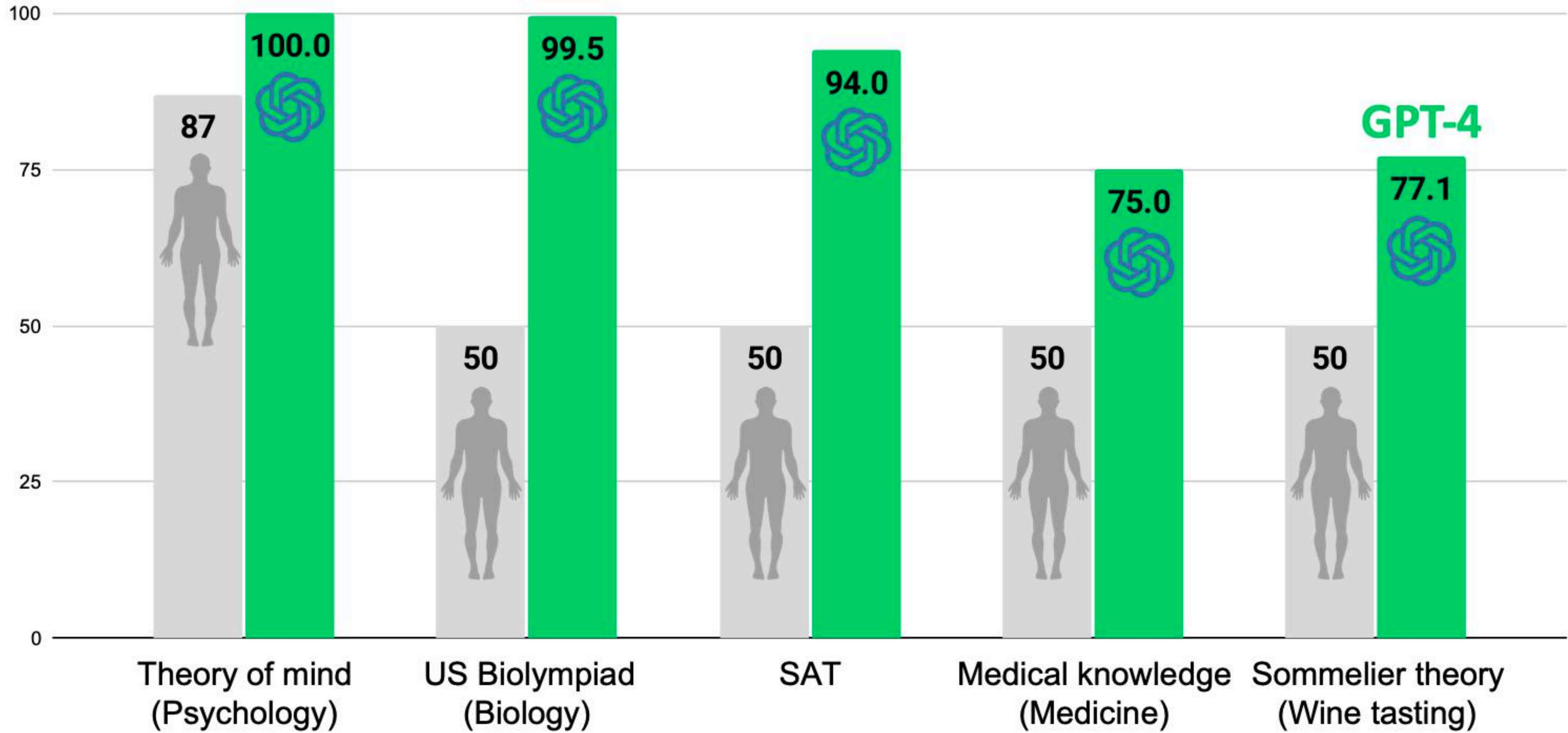
ChatGPT - 5 days

ChatGPT is one of those rare moments in technology that **will reshape everything** going forward.

HOW LONG IT TOOK TOP APPS TO HIT 100M MONTHLY USERS

	APP	MONTHS TO REACH 100M GLOBAL MAUS	
	CHATGPT		2
	TIKTOK		9
	INSTAGRAM		30
	PINTEREST		41
	SPOTIFY		55
	TELEGRAM		61
	UBER		70
	GOOGLE TRANSLATE		78

GPT-4 VS HUMAN TESTS - SIMPLE (MAY/2023)



Selected highlights only. Percentiles; 50 refers to the 50th percentile as average, and may not be the testing average for some tests. Alan D. Thompson. May 2023. <https://life architect.ai/iq-testing-ai/>

BILLBOARD CHART FOR LANGUAGE MODELS

JUN/
2023

MODELS

Now (Jun/2023)	6m ago (Dec/2022)	12m ago (Jun/2022)	ALScore	Model name Details	AI lab Openness
1	—	—	14.9	GPT-4 1T trained on 20T tokens*	OpenAI API
2	—	—	3.7	PaLM 2 340B trained on 3.6T tokens*	Google API
3	1	1	2.2	PaLM 1 540B trained on 0.8T tokens	Google Closed
4	—	—	1.6	Inflection-1 120B trained on 2T tokens*	Inflection AI API
5	—	—	1.4	InternLM 104B trained on 1.6T tokens	Shanghai AI Closed
6	5	5	1.0	Chinchilla 70B trained on 1.4T tokens	DeepMind Closed
7	—	—	1.0	StableLM 65B trained on 1.5T tokens	Stability AI Open
8	—	—	1.0	LLaMA-65B 65B trained on 1.4T tokens	Meta AI Open

DATASETS

Now (Jun/2023)	6m ago (Dec/2022)	12m ago (Jun/2022)	Size (TB)	Dataset name Details	AI lab Language
1	—	—	86	Piper monorepo 37.9B tokens in 86TB	Google Code
2	—	—	40	GPT-4 20T tokens in 40TB	OpenAI English
3	—	—	23	RefinedWeb 5T tokens in 23TB (CC only)	TII Multilingual
4	1	1	20	MassiveText multilingual 5T tokens in 20TB	DeepMind Multilingual
5	2	2	13	Infiniset 2.8T tokens in 12.6TB	Google English
6	3	3	11	MassiveText English 2.35T tokens in 10.5TB	DeepMind English
7	—	—	5	InternLM 1.6T tokens in 5.1TB	Shanghai AI En/Chinese
8	—	—	5	Stability New Pile 1.5T tokens in 5TB	Stability AI English

Selected highlights only, some older models disregarded. * = estimates and hypothesis only based on current information. Alan D. Thompson. June 2023. <https://lifearchitct.ai/>





Tasks Libraries Datasets Languages Licenses

Other

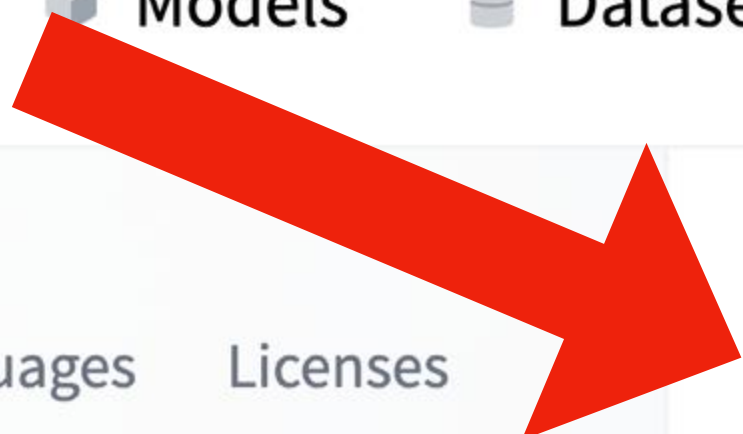
Filter Tasks by name

Multimodal

- Feature Extraction
- Text-to-Image
- Image-to-Text
- Text-to-Video
- Visual Question Answering
- Document Question Answering
- Graph Machine Learning

Computer Vision

- Depth Estimation
- Image Classification
- Object Detection
- Image Segmentation
- Image-to-Image
- Unconditional Image Generation
- Video Classification
- Zero Shot Image Classification



Models 247,682

Filter by name

new Full-text search

Sort: Trending

- THUDM/chatglm2-6b**
Updated 1 day ago • 648k • 843
- openchat/openchat_8192**
Text Generation • Updated 4 days ago • 1.58k • 168
- stabilityai/stable-diffusion-xl-base-0.9**
Updated 6 days ago • 2.01k • 399
- Salesforce/xgen-7b-8k-base**
Text Generation • Updated 4 days ago • 7.06k • 238
- openchat/openchat**
Text Generation • Updated 2 days ago • 1.3k • 140
- runwayml/stable-diffusion-v1-5**
Text-to-Image • Updated 1 day ago • 5.23M • 8.54k



**Microsoft Has Invested
US\$11B in OpenAI
(ChatGPT/GPT-4/DALL·E 2)**

Financial Information

The latest quarterly results, proxy statements, SEC filings and more.

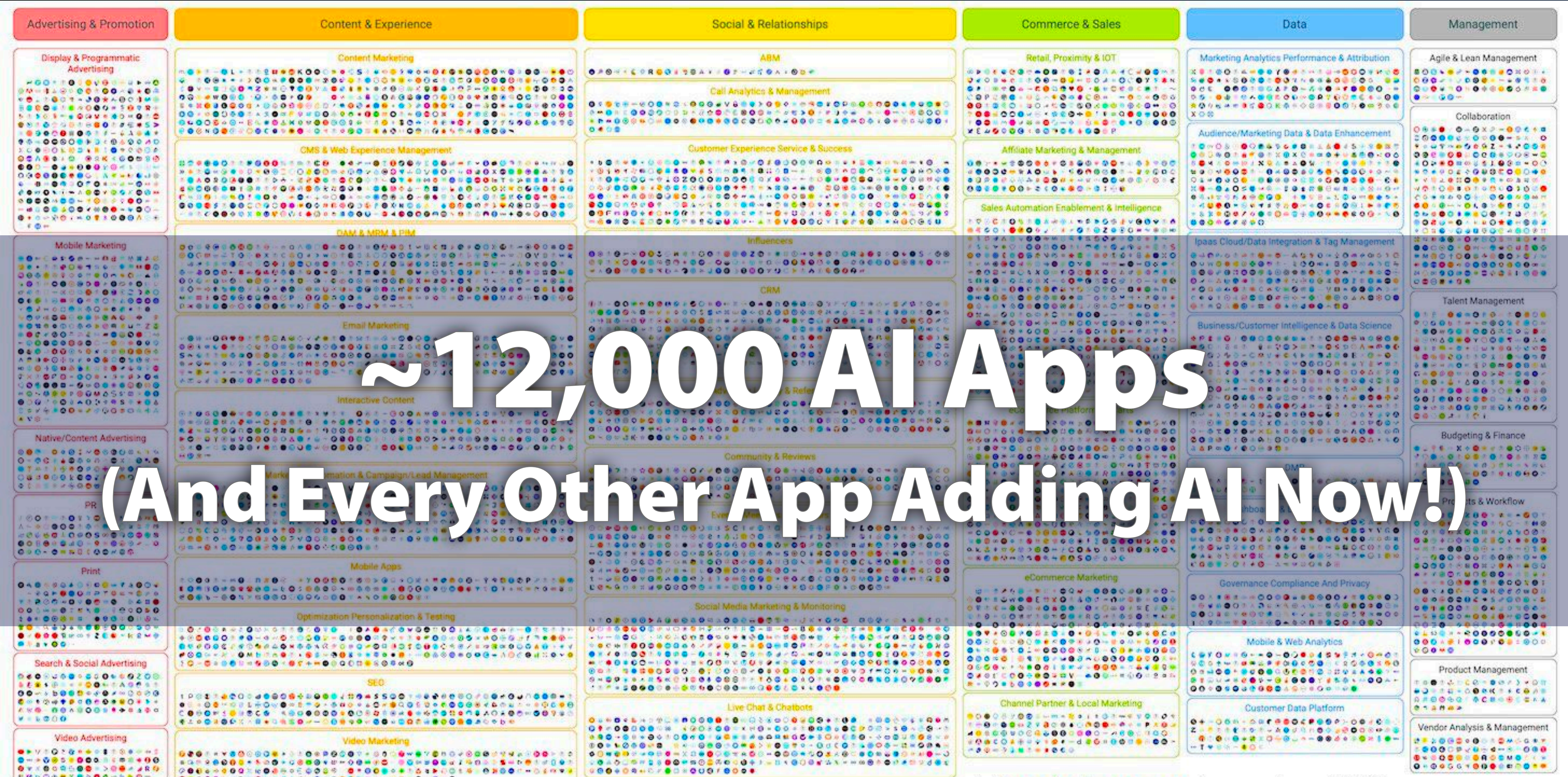


QUARTERLY RESULTS

Quarterly Earnings Materials

**There are More Than 10,000
AI Apps Right Now**

**And In 12 Months There Will
Be Over 1 Million***



Advertising & Promotion

Display & Programmatic Advertising

Mobile Marketing

Native/Content Advertising

Print

Search & Social Advertising

Video Advertising

Content & Experience

Content Marketing

CMS & Web Experience Management

DAM & MRM & PIM

Email Marketing

Interactive Content

Mobile Apps

Optimization Personalization & Testing

SEO

Video Marketing

Social & Relationships

ABM

Call Analytics & Management

Customer Experience Service & Success

Influencers

CRM

Community & Reviews

Social Media Marketing & Monitoring

Live Chat & Chatbots

Commerce & Sales

Retail, Proximity & IOT

Affiliate Marketing & Management

Sales Automation Enablement & Intelligence

eCommerce Marketing

Channel Partner & Local Marketing

Data

Marketing Analytics Performance & Attribution

Audience/Marketing Data & Data Enhancement

Ipaas Cloud/Data Integration & Tag Management

Business/Customer Intelligence & Data Science

Governance Compliance And Privacy

Mobile & Web Analytics

Customer Data Platform

Management

Agile & Lean Management

Collaboration

Talent Management

Budgeting & Finance

Projects & Workflow

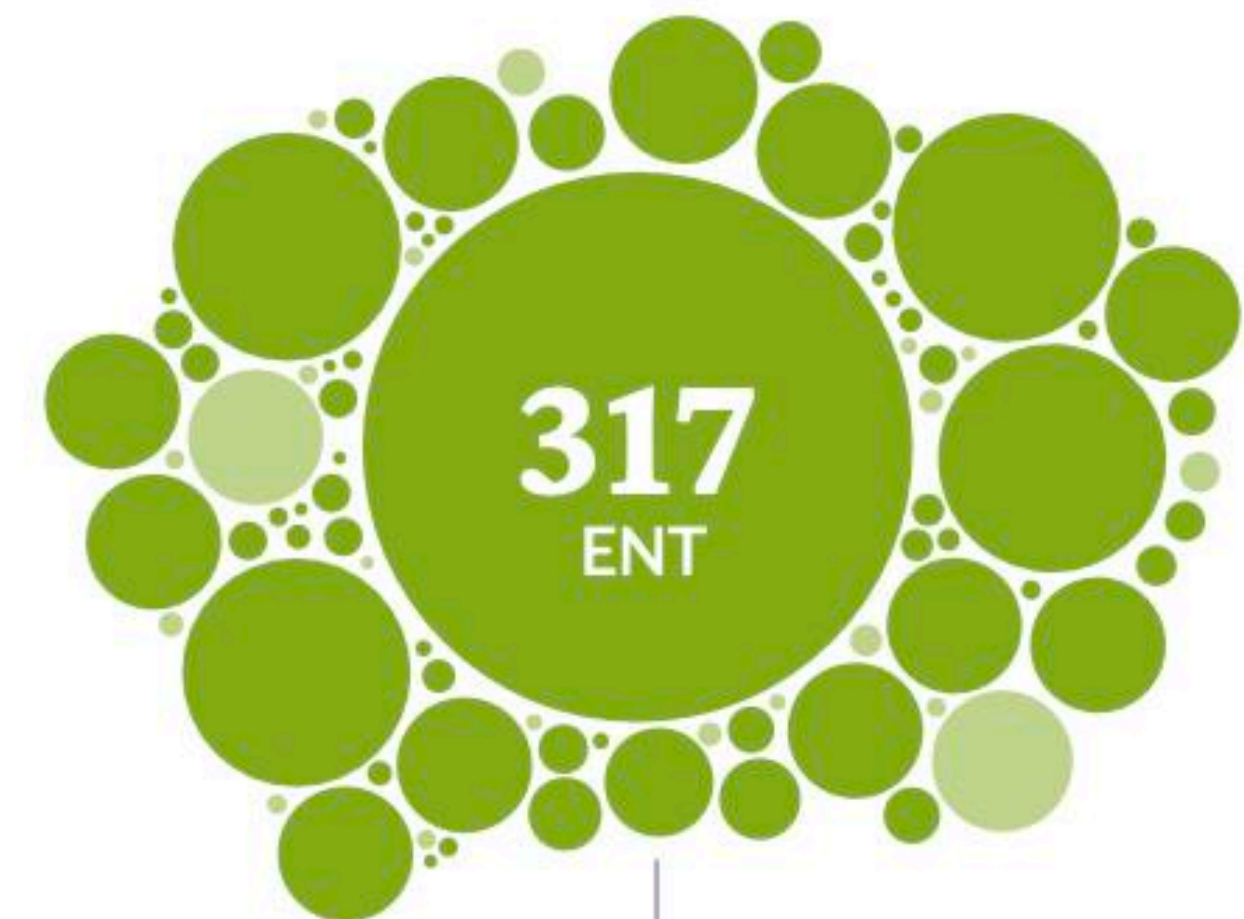



Product Management

Vendor Analysis & Management

~12,000 AI Apps
(And Every Other App Adding AI Now!)

**How Many Apps Are
Companies Using
In 2023?**

2023



2021

**AI in Your Office Apps:
Microsoft 365 Copilot
& Canva**

Home View Help

New Mail

Delete

Archive

Sweep

Move to

Reply Reply All Forward

Quick steps

Read/Unread

Print

Share

Calendar

Tasks

Undo

Redo

More

Favorites

Family Photos

Add favorite

katri@contoso.com

Inbox 14

Favorites 5

Catherine Lanco... 3

Drafts

Sent Items

Action Shortcut to

Junk Email

Archive

New folder

Add account

Focused Other

Filter

Today

Amari Rivera
Fw: Flight details for Catherine's gr... 9:43 AM
I should arrive with enough time to attend...

Jessie Irwin
February 2023 Financial Results 3:07 PM
Hi all, Yesterday afternoon we announced...

Yesterday

Hayden Cook
Update on manufacturing plant... 10:35 AM
Hi you two, I'm hoping you can help me

Isobel Macintyre
Contract details for work on... (3) 3:57 PM
Got it, thank you for clarifying! In that case...

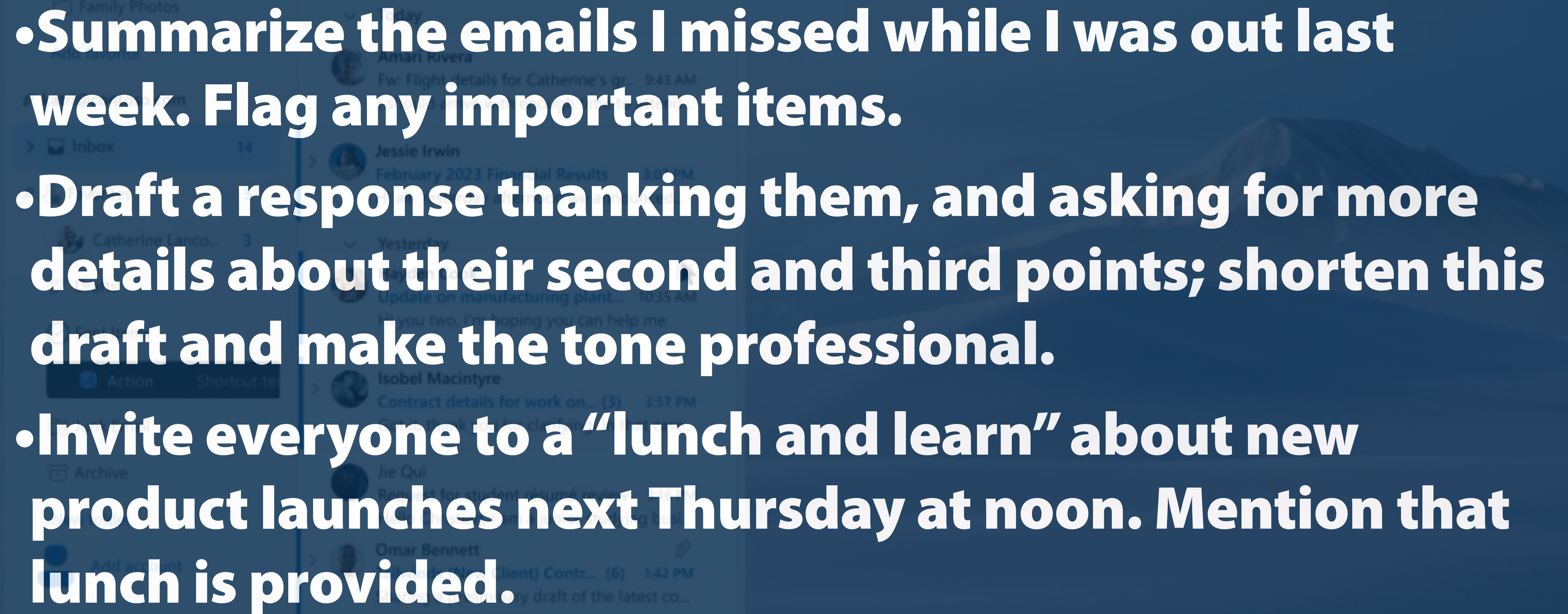
Jie Qui
Request for student résumé review 3:16 PM
Hello Christian, I am a junior studying busi...

Omar Bennett
Tailwinds (New Client) Contr... (6) 1:42 PM
Sharing a preliminary draft of the latest co...

[DRAFT] Tailwi...

Rodrigo Botas
Final PTA Meeting! 11:33 AM



- 
- The background is a blurred screenshot of the Microsoft Outlook email client. It shows the top navigation bar with 'Home', 'View', and 'Help' tabs. Below that is a toolbar with buttons for 'New Mail', 'Delete', 'Archive', 'Sweep', 'Move to', 'Quick steps', and 'Read/Unread'. The main area displays a list of emails in the 'Focused' tab, with visible subjects like 'Fw: Flight details for Catherine's gr...', 'February 2023 Financial Results', 'Update on manufacturing plant...', 'Contract details for work on...', and 'Request for student resume review...'.
- **Summarize the emails I missed while I was out last week. Flag any important items.**
 - **Draft a response thanking them, and asking for more details about their second and third points; shorten this draft and make the tone professional.**
 - **Invite everyone to a “lunch and learn” about new product launches next Thursday at noon. Mention that lunch is provided.**



Create content with Copilot [Close]

A job description for... 10 ideas for... A press release for... A project proposal about... [Refresh]

Describe what you'd like to create, and Copilot will generate a draft

[Icons: AI, Draft] [Send]

- **Draft a two-page project proposal based on the data from [this document] and [this spreadsheet].**
- **Make the third paragraph more concise.**
- **Change the tone of the document to be more casual.**
- **Create a one-page draft based on this rough outline.**



Aptos (Body) 11 B General Copilot

A1 Country

	A	B	C	D	E	F	G	H	I	J	K
1	Country	Customer	Product	Discount Band	Units Sold	Manufacturing Price	Sale Price	Gross Sales	Discounts	Sales	COGS
2	France	VanArsdel	Biodegradable Cleaning Products	Low	4345	\$10	\$352	\$1,529,440	\$15,294	\$1,514,146	\$
3	USA	VanArsdel	Biodegradable Cleaning Products	Low	4245	\$10	\$352	\$1,494,240	\$14,942	\$1,479,298	\$
4	Australia	VanArsdel	Biodegradable Cleaning Products	None	4124	\$10	\$352	\$1,451,648	\$0	\$1,451,648	\$
5	Mexico	VanArsdel	Biodegradable Cleaning Products	Medium	3954	\$10	\$352	\$1,391,808	\$83,508	\$1,308,300	\$
6	France	Contoso Pharmaceuticals	Biodegradable Cleaning Products	Low	4952	\$10	\$127	\$628,904	\$6,289	\$622,615	\$5
7	France	Contoso Pharmaceuticals	Recycled Can	Low	4903	\$5	\$127	\$622,681	\$6,227	\$616,454	\$20
8	Canada	Proseware	Natural Personal Care Products	Low	1954	\$270	\$302	\$590,108	\$5,901	\$584,207	\$58
9	Canada	Proseware	Biodegradable Cleaning Products	High	1990	\$220	\$302	\$600,980	\$84,137	\$516,843	\$48
10	USA	VanArsdel	Compostable Food Packaging	Low	1254	\$3	\$380	\$476,520	\$4,765	\$471,755	\$
11	USA	Proseware	Natural Personal Care Products	Medium	1465	\$224	\$302	\$442,430	\$26,546	\$415,884	\$36
12	USA	Proseware	Sustainable Snack Packaging	Medium	1410	\$120	\$302	\$425,820	\$25,549	\$400,271	\$18
13	Australia	Proseware	Natural Personal Care Products	Medium	1369	\$224	\$302	\$413,438	\$24,806	\$388,632	\$33
14	USA	VanArsdel	Compostable Food Packaging	Medium	1052	\$3	\$380	\$399,760	\$23,986	\$375,774	\$
15	Canada	VanArsdel	Compostable Food Packaging	Low	980	\$312	\$380	\$372,400	\$3,724	\$368,676	\$33
16	Australia	Proseware	Sustainable Snack Packaging	Medium	1298	\$120	\$302	\$391,996	\$23,520	\$368,476	\$17
17	Australia	VanArsdel	Compostable Food Packaging	None	954	\$3	\$380	\$362,520	\$0	\$362,520	\$
18	Canada	Contoso Pharmaceuticals	Biodegradable Cleaning Products	Low	2785	\$110	\$127	\$353,695	\$3,537	\$350,158	\$33

< > ≡ Data +

Q1 Performance - Saved

File Home Insert Formulas Data Review View Automate Help

Aptos (Body) 11 B General

A1 Country

	Country	Customer	Product	Discount Band	Units Sold	Manufacturing Price	Sale Price	Gross Sales	Discounts	Sales	COGS
2	France	VanArsdel	Biodegradable Cleaning Products	Low	4345	\$10	\$352	\$1,511,440	\$15,294	\$1,514,146	\$1,514,146
3	USA	VanArsdel	Biodegradable Cleaning Products	Low	4215	\$10	\$352	\$1,475,280	\$15,294	\$1,479,298	\$1,479,298
4	Australia	VanArsdel	Biodegradable Cleaning Products	None	4124	\$10	\$352	\$1,451,648	\$0	\$1,451,648	\$1,451,648
5	USA	VanArsdel	Biodegradable Cleaning Products	Medium	3954	\$10	\$352	\$1,391,808	\$83,508	\$1,308,300	\$1,308,300
6	France	Contoso Pharmaceuticals	Biodegradable Cleaning Products	Low	4952	\$10	\$127	\$628,904	\$6,289	\$622,615	\$622,615
7	France	Contoso Pharmaceuticals	Recycled Can	Low	1003	\$5	\$12	\$622,615	\$6,227	\$616,454	\$616,454
8	Canada	Proseware	Natural Personal Care Products	Low	1254	\$3	\$380	\$476,520	\$4,765	\$471,755	\$471,755
9	Canada	Proseware	Biodegradable Cleaning Products	High	1990	\$220	\$302	\$600,980	\$84,137	\$516,843	\$516,843
10	USA	Proseware	Natural Personal Care Products	Low	1254	\$3	\$380	\$476,520	\$4,765	\$471,755	\$471,755
11	USA	Proseware	Natural Personal Care Products	Medium	1465	\$224	\$302	\$442,430	\$26,546	\$415,884	\$415,884
12	USA	Proseware	Sustainable Snack Packaging	Medium	1410	\$120	\$302	\$399,960	\$23,520	\$376,440	\$376,440
13	Australia	Proseware	Natural Personal Care Products	Medium	1350	\$120	\$302	\$399,960	\$23,520	\$376,440	\$376,440
14	USA	VanArsdel	Compostable Food Packaging	Medium	1052	\$3	\$380	\$399,760	\$23,986	\$375,774	\$375,774
15	Canada	VanArsdel	Compostable Food Packaging	Medium	954	\$312	\$380	\$372,400	\$3,724	\$368,676	\$368,676
16	Australia	Proseware	Sustainable Snack Packaging	Medium	1298	\$120	\$302	\$391,996	\$23,520	\$368,476	\$368,476
17	Australia	VanArsdel	Compostable Food Packaging	None	954	\$3	\$380	\$362,520	\$0	\$362,520	\$362,520
18	Canada	Contoso Pharmaceuticals	Biodegradable Cleaning Products	Low	2785	\$110	\$127	\$353,695	\$3,537	\$350,158	\$350,158

Calculation Mode: Automatic | Give Feedback to Microsoft | 100%

• Give a breakdown of the sales by type and channel.

• Insert a table.

• Project the impact of [a variable change] and generate a chart to help visualize.

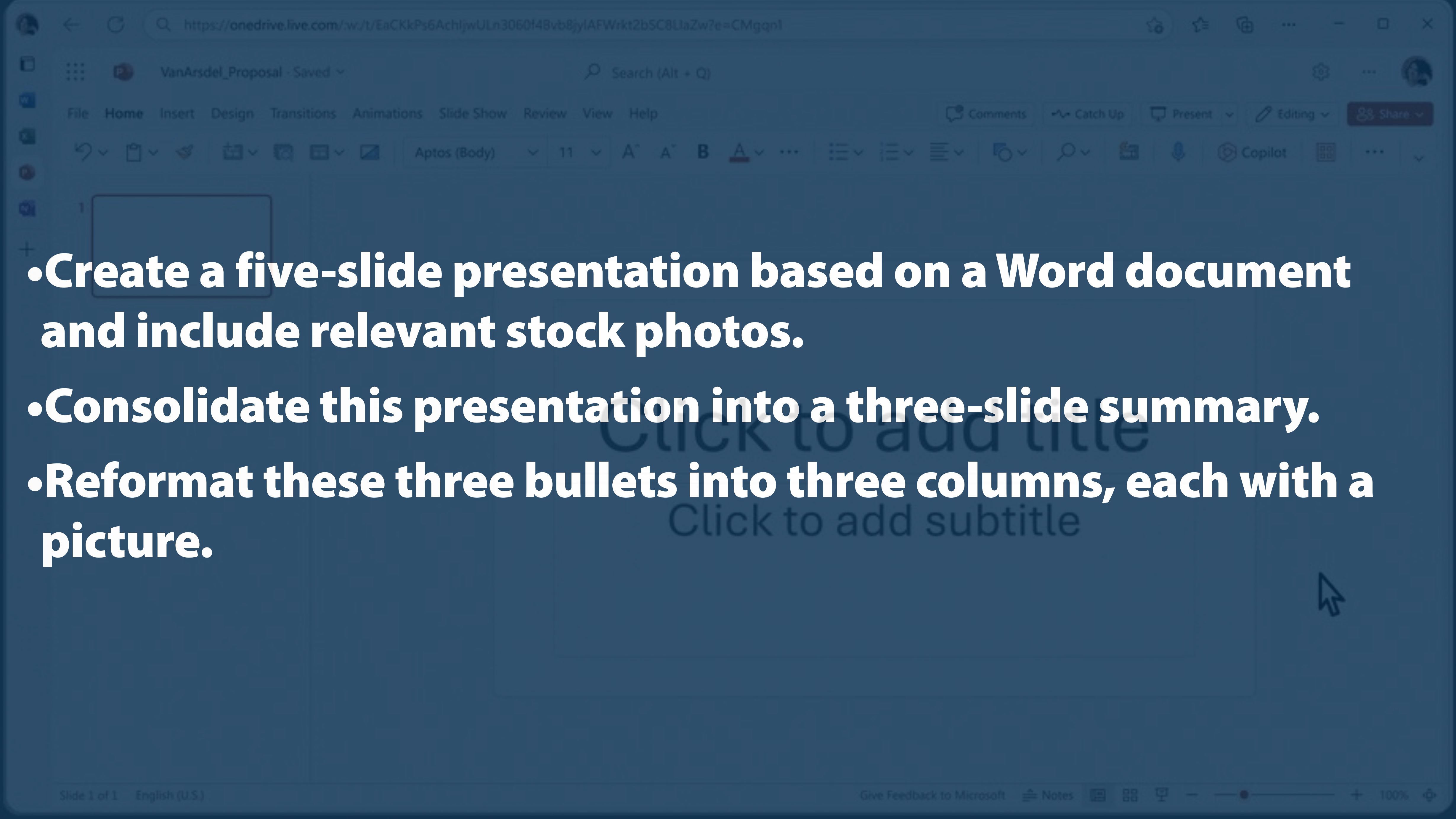
• Model how a change to the growth rate for [variable] would impact my gross margin.



Click to add title

Click to add subtitle



- 
- The image shows a Microsoft Word presentation slide with a three-column layout. The background is a dark blue gradient. The text is white and bold. A mouse cursor is visible in the bottom right corner of the slide area. The slide contains three bullet points, each in a separate column. The first column has a small square placeholder above the first bullet point. The second and third columns have faint, semi-transparent text that reads "Click to add title" and "Click to add subtitle" respectively. The overall appearance is that of a modern, clean presentation slide.
- **Create a five-slide presentation based on a Word document and include relevant stock photos.**
 - **Consolidate this presentation into a three-slide summary.**
 - **Reformat these three bullets into three columns, each with a picture.**

03:00

Chat People Raise React View Notes Copilot Apps More Camera Mic Share [Leave meeting](#)




- **Summarize what I missed in the meeting. What points have been made so far? Where do we disagree on this topic?**
- **Create a table of pros and cons for [topic being discussed]. What else should we consider before making a decision?**
- **What decisions were made, and what are some suggested next steps?**

Canva Create

Brand
New
Era

Brand
New
Era

Brand
New
Era



Canva C



Book a Zoom with Craig



Craig Rispin CSP
The Future Trends Group

Phone: 02 9869 4313

Mobile: +61 413 23 83 13

craig@futuretrendsgroup.com

www.FutureTrendsGroup.com



Craig's Contact Info:



Craig Rispin CSP
The Future Trends Group

Phone: 02 9869 4313

Mobile: +61 413 23 83 13

craig@futuretrendsgroup.com

www.FutureTrendsGroup.com

